

Town of Pictou

Town of Pictou



Birthplace of New Scotland

Capital Infrastructure:

Union St Renewal and various paving projects

Prepared by: Iain MacIsaac

Reviewed By: Kyle Slaunwhite

June 2026

Contract #: TOP-2026-02

<u>HEADING</u>	<u>PAGE</u>
INFORMATION TO TENDERERS	1
TENDER FORM	5
FORM OF AGREEMENT	10
SUPPLEMENTARY - GENERAL CONDITIONS	15
SUPPLEMENTARY - SPECIFICATIONS	16

THESE PROJECT DOCUMENTS HAVE BEEN PREPARED FOR THE USE WITH AND REQUIRE BEING READ IN CONJUNCTION WITH **THE STANDARD SPECIFICATIONS FOR MUNICIPAL SERVICES** AS PUBLISHED BY THE NOVA SCOTIA ROAD BUILDERS ASSOCIATION - CONSULTING ENGINEERS OF NOVA SCOTIA AND THE **JOINT COMMITTEE ON CONTRACT DOCUMENTS**. COPIES OF THESE DOCUMENTS ARE AVAILABLE FROM THE JOINT COMMITTEE ON CONTRACT DOCUMENTS, 455 COLBY DRIVE, DARTMOUTH, NS, B2V 2K4; PHONE (902) 430-2534

PROJECT: Capital Infrastructure

LOCATION: Union St Renewal and various paving projects, Pictou, NS

OWNER: Town of Pictou
40 Water Street
Pictou, NS, B0K1H0

1. Tender Submission .1 Submit completed Tender Form for above project in sealed envelope marked as follows:

TENDER

Capital Infrastructure: Union St Renewal and various paving projects

TOP-2026-02

Closing at 3:00 p.m., local time June 30, 2026.

Town of Pictou

Iain MacIsaac

Town of Pictou
40 Water Street
Pictou, NS, B0K1H0

2. Tender Opening .1 Opening will be public.
3. Accuracy of Referencing .1 Indexing and cross-referencing are for convenience only.
4. Conditions of Tendering .1 Take full cognizance of content of all Contract Documents in preparation of Tender. Refer to Tender Form, Subsection 3.9 for a complete list of Contract Documents.
5. Tenderers to Investigate .1 Tenderers will have visited and familiarized themselves with existing site and working conditions and all other conditions which may affect performance of the Contract. No plea of ignorance of such conditions as a result of failure to make all necessary examinations will be accepted as a basis for any claims for extra compensation or an extension of time.
-

6. Clarification and Addenda
- .1 Notify Pictou's Town Engineer not less than 2 working days before Tender Closing of omissions, errors or ambiguities found in Contract Documents. If Owner considers that correction, explanation or interpretation is necessary; a written addendum will be issued. All addenda will form part of Contract Documents.
 - .2 Confirm in the Tender Form that all addenda have been received.
7. Preparation of Tender
- .1 Complete Tender Form provided with Project Documents in ink. Tender all items and fill in all blanks. Have corrections initialed by person signing Tender.
8. Taxes
- .1 Include all taxes except Harmonized Sales Tax (HST) in tender unit prices.
9. Tender Security
- .1 Provide Tender Security in amount of Ten Percent 10% of the total amount payable with Tender in the form of a Certified Cheque or Money Order payable to the Owner, or a Bid Bond on CCDC Form 220.
10. Insurance
- .1 Refer to General Conditions, subsection GC11.1 - INSURANCE, for insurance required.
11. Form of Agreement
- .1 Form of Agreement is attached.
12. Amendment or Withdrawal of Tender
- .1 Tenders may be amended or withdrawn by post, facsimile or email before Tender closing date.
 - .2 Amendment of individual unit prices is the only acceptable price amendment. Amendments shall not disclose either original or revised total price.
 - .3 Head amendment or withdrawal as follows: "Amendment/Withdrawal of Tender for Capital Infrastructure TOP-2026-02". Sign and seal as required for Tender, and submit at address given for receipt of Tenders prior to Tender Closing.
13. Informal or Un-balanced Tenders
- .1 Tenders which, in the opinion of the Owner, are considered to be informal or unbalanced may be rejected.
-

14. Right to Accept
or Reject any
Tender

- .1 The Town of Pictou reserves the right to reject any and all tenders, not necessarily accept the lowest tender, or to accept any tender which it deems to be in its best interest including a submission which is noncompliant with the form of tender.
- .2 The Town also reserves the right to waive any formality, informality, or technicality in any proposal.
- .3 The Town reserves the right to negotiate terms, units and items listed in Section 4 Schedule of Quantities and Units Prices with the successful proponent.

15. Safety
Certification

- .1 Submit with Tender, a copy of Tenderer's current valid clearance letter, issued by the Workers Compensation Board of Nova Scotia.
 - .2 Current and valid certification with NSCSA.
 - .3 Proof of liability insurance.
-

1. SALUTATION:

.1 To: Town of Pictou
40 Water Street
Pictou, NS, B0K 1H0

.2 For: TOP-2026-02
Capital Infrastructure
Union St Renewal and various paving projects

.3 From: _____

2. TENDERER DECLARES:

- .1 That this tender was made without collusion or fraud.
- .2 That the proposed work was carefully examined.
- .3 That the Tenderer was familiar with local conditions.
- .4 That Contract Documents and Addenda No. ___ to ___ inclusive were carefully examined.
- .5 That all the above were taken into consideration in preparation of this Tender.

3. TENDERER AGREES:

- .1 To enter into a contract to supply all labour, material and equipment and to do all work necessary to construct the Work as described and specified herein for the unit prices stated in Subsection 4 hereunder, Schedule of Quantities and Unit Prices.
 - .2 That the Estimated Contract Price shall be the sum of the products of the tendered unit prices times the estimated quantities in Subsection 4 hereunder.
 - .3 That this Tender is valid for acceptance for 60 days from Tender Closing.
 - .4 That measurement and payment for items listed in Subsection 4 hereunder shall be in accordance with corresponding items in Measurement and Payment.
-

- .5 To provide evidence of ability and experience within 7 days of request, including: experience in similar work, work currently under contract, senior supervisory staff available for the project, equipment available for use on the Work, and financial resources.
 - .6 To execute in triplicate the Agreement and forward same together with the specified contract security and insurance documents to the Owner within 14 days of written notice of award.
 - .7 That failure to enter into a formal contract and give specified insurance documents and contract security within time required will constitute grounds for forfeiture of certified cheque or enforcement of bid bond.
 - .8 That if certified cheque is forfeited, Owner will retain difference in money between amount of Tender and amount for which Owner legally contracts with another party to perform the Work and will refund balance, if any, to Tenderer.
 - .9 That the Contract Documents include:
 - .1 Standard Specification for Municipal Services listed in Table of Contents Page Dated June 2026.
 - .2 Tender Form
 - .3 Form of Agreement
 - .4 Supplementary Specifications
(see the notes on construction drawings)
 - .5 Drawings;
 - Drawing 1: Union Street
 - Drawing 2: Various Paving
 - .6 Addenda as issued and as confirmed in subsection 2.4 of this section.
-

4. SCHEDULE OF QUANTITIES AND UNIT PRICES

General Conditions:

- a. **Proponents must work with town to help minimize disruptions**
- b. Shouldering reinstatement must be included within unit pricing.
- c. Proponents must submit monthly progress updates and schedule forecasts
- d. Prices for waterline, paving and curbing work must include trenching and reinstatement to pre-construction condition of yards (topsoil, hydroseed), driveways (asphalt or gravel), concrete (sidewalk or curb), or any other items that may be disturbed.

Item No.	Description	Unit of Measurement	Estimated Quantity	Unit Price	Total Price
All work areas will be marked. All work must also include blending to existing road/driveways.					
Project 1: Union St Street (Drawing 1)					
1.1	Street Construction				
	Asphalt and base Removal	m ²	1500		
	Type 1 gravel 150mm	m ²	1600		
	Type 2 gravel 300 mm	m ²	1600		
	Asphalt Reinstatement				
	50 mm Type B and 40 mm Type C	m ²	1500		
1.2	Water				
	150mm, PVC, Bionax (235)	m	175		
	Water service	each	6		
	Connection to watermain Including valves at each leg	each	3		
	New hydrant	each	2		
1.3	Sanitary Sewer - existing to remain				
	450mm sanitary pipe	m	180		
	Sanitary service	each	6		
	Connection to existing 1200 mm MH	each	2		
		each	6		
1.4	Storm Sewer				
	1050mm Storm Pipe	m	64		
	900mm Storm Pipe	m	144		
	750mm Storm Pipe	m	18		
	300mm Storm Pipe	m	33		

6. SIGNATURES*

DATED THIS _____ DAY OF _____, 20 _____.

[Seal]

Name of Firm Tendering

Signature of Signing Officer

Witness

Name and Title (Printed)

Witness

Signature of Signing Officer

Name and Title (Printed)

Company Address

Telephone No.

Fax No.

*NOTE: Tenders submitted by or on behalf of any Corporation must be signed and sealed in the name of such Corporation by a duly authorized officer or agent.

END

This Agreement made on the _____ day of _____ in the year 20__

BY AND BETWEEN

Town of Pictou

hereinafter called the "Owner"

and

hereinafter called the "Contractor"

The Owner and the Contractor agree as follows:

ARTICLE A1 - THE WORK

The Contractor shall:

- .1 Perform the Work required by the Contract Documents for

Capital Infrastructure

Portions of Union St Renewal and various paving projects

TOP-2026-02

located at: Union St Renewal and various paving projects,
Pictou, NS _____

and

- .2 commence the Work by the _____ day of _____ in the year _____ and attain Substantial Performance of the work as certified by the Owner by the _____ day of _____ in the Year _____.

ARTICLE A2 - AGREEMENTS AND AMENDMENTS

The Contract supersedes all prior negotiations, representations or agreements, either written or oral, relating in any manner to the work, including the bidding documents that are not expressly listed in Article 3 of the Agreement.

ARTICLE A3 - CONTRACT DOCUMENTS

The following is an exact list of the Contract Documents referred to in ARTICLE A1 subsection .1 of this Agreement. This list is subject to subsequent amendments in accordance with the provisions of the Contract Documents.

- .1 STANDARD SPECIFICATION FOR MUNICIPAL SERVICES.
Table of Contents Dated.
- .2 Tender Form
- .3 Form of Agreement
- .4 Supplementary Specifications
(see notes on the construction drawing)
- .5 Drawings
- .6 Addenda as issued and as confirmed in subsection 2.4 of this section.

ARTICLE A4 - CONTRACT PRICE

- .1 The Contract Price is the sum of the products of the estimated quantities multiplied by the appropriate Unit Prices in the Tender Form *excluding* the amount of Harmonized Sales Tax.
- .2 The Contract Price is \$ _____
- .3 All amounts shall be in Canadian funds and exclude value added taxes.
- .4 The amounts shall be subject to adjustment as provided in the Contract Documents.

ARTICLE A5 - PAYMENT

- .1 The Owner shall pay the Contractor in Canadian funds for the performance of the Contract.
- .2 The Owner shall pay the contractor a lump sum payment, for the total contract value, upon completion of the project.
- .3 In the event of loss or damage occurring where payment becomes due under the property and boiler insurance policies, payment shall be made to the Contractor in accordance with the provisions of Section General Conditions, subsection GC11.1 - INSURANCE.
- .4 If the Owner fails to make payments to the Contractor as they become due under the terms of the Contract, interest shall be payable as follows:
 - .1 The annual interest rate applicable to the contract is 2% compounded semi-annually.
 - .2 Interest shall be calculated on the overdue balance from the due date.

ARTICLE A6 - RECEIPT OF AND ADDRESSES FOR NOTICES

.1 Notices in writing between the parties shall be considered to have been received by the addressee on the date of delivery if delivered to the individual, or to a member of the firm, or to an officer of the corporation for whom they are intended by hand or by registered post; or if sent by regular post, to have been delivered within 5 *Working Days* of the date of mailing when addressed as follows:

.1 The Owner at _____ 40 Water Street

Pictou, NS, B0K1H0

.2 The Contractor at _____

ARTICLE A7 - QUANTITIES AND MEASUREMENT

- .1 The quantities shown in Section Tender Form - Schedule of Quantities and Unit Prices are estimated.
- .2 Measurement for the actual quantities used to determine payments and Contract Price shall be in accordance with Section Measurement and Payment.

ARTICLE A8 - SUCCESSION

The aforesaid Contract Documents are to be read into and form part of the Agreement and the whole shall constitute the Contract between the parties and subject to law and the provisions of the Contract Documents shall enure to the benefit of and be binding upon the parties hereto, their respective heirs, legal representatives, successors and assigns.

ARTICLE A9 - RIGHTS AND REMEDIES

No action or failure to act by the Owner, or Contractor shall constitute a waiver of any right or duty afforded any of them under the Contract, nor shall any such action or failure to act constitute an approval of or acquiescence in any breach thereunder, except as may be specifically agreed in writing.

ARTICLE A10 - TIME

Time shall be construed as being of the essence of the Contract.

In witness whereof the parties hereto have executed this Agreement and by the hands of their duly authorized representatives.

SIGNED AND DELIVERED
In the presence of:

OWNER

TOWN OF PICTOU

Name of Owner

WITNESS

Signature

Name and Title of Person Signing

Signature

Signature

Name and Title of Person Signing

Name and Title of Person Signing

CONTRACTOR

Name of Contractor

WITNESS

Signature

Name and Title of Person Signing

Signature

Signature

Name and Title of Person Signing

Name and Title of Person Signing

N.B. Where legal jurisdiction, local practice or Owner or Contractor requirements calls for (a) proof of authority to execute this document, attach such proof of authority in the form of a certified copy of a resolution naming the representative(s) authorized to sign the Agreement for and on behalf of the corporation or partnership; or (b) the affixing of a corporate seal, this Agreement should be properly sealed.

THESE SUPPLEMENTARY GENERAL CONDITIONS AMEND THE DEFINITIONS AND GENERAL CONDITIONS

1. GC 11.2 - CONTRACT SECURITY

Page 31, delete GC 11.2.1 in its entirety and replace with the following:

"11.2.1 The Contractor shall, prior to commencement of the Work provide to the Owner a Performance and a Labour Materials Bonds, each in the amount of 50% of the Total Amount Payable or an irrevocable Letter of Credit in the amount of 20% of the Total Amount Payable. The Irrevocable Letter of Credit shall be issued by a certified financial institution for a period of no less than twelve (12) months after the issue of Substantial Performance Certificate. Include the cost of providing the Irrevocable Letter of Credit in Contract Price. Should it become apparent that the final cost of the project will exceed the Total Amount Payable by more than 10%, the Contractor shall arrange to have his bonds or Irrevocable Letter of Credit reissued, based on the projected final cost."

Page 31, add new clause GC 11.2.3 as follows:

"11.2.3 The Contract Security will be retained until the expiration of the Period of Maintenance."

2. GC 12.3 - WARRANTY

Page 22, add new clause GC 12.3.7 as follows:

"12.3.7 All work of repair or replacement carried out during the Warrant Period shall be maintained for a period of one (1) year from the date of the Owners's acceptance of the work of repair or replacement notwithstanding that the Warranty Period expires before the expiration of the said year. This clause shall not apply to normal operation maintenance, which shall be carried out by the Owner."

INTENT OF THE SUPPLEMENTARY SPECIFICATIONS

- .1 The Work of this Contract is to be constructed in accordance with the Standard Specification for Municipal Services (Latest Revision) as developed and published by the Nova Scotia Road Builders Association and Nova Scotia Consulting Engineers Association Joint Committee on Contract Documents, except as modified herein.
- .2 These Supplementary Specifications modify the specification section to which they refer.
- .3 The Supplementary Specifications take precedence over the Specifications to which they refer.
- .4 The award of this contract is contingent upon approval from Nova Scotia Environment and any other ruling government agencies.



SIGNED FOR IDENTIFICATION:

OWNER: _____

CONTRACTOR: _____

DATE: _____

UNION STREET STORM SEWER SEPARATION AND OUTFALL

PICTOU, N.S.

PROJECT No. 2509419

LIST OF DRAWINGS

- 2509419-1D-C01 OVERALL PLAN, GENERAL NOTES, AND LEGEND
- 2509419-1D-C02 EXISTING CONDITIONS PLAN AND PROFILE UNION STREET / STORM OUTFALL
- 2509419-1D-C03 PLAN AND PROFILE UNION STREET/STORM OUTFALL STA. 0+000 TO 0+150
- 2509419-1D-C04 PLAN AND PROFILE UNION STREET/STORM OUTFALL STA. 0+150 TO 0+305
- 2509419-1D-C05 UNION STREET GRADING PLAN
- 2509419-1D-C06 TYPICAL DETAILS


Client:	MUNICIPALITY OF PICTOU COUNTY
Project:	UNION STREET STORM SEWER SEPARATION AND OUTFALL PROJECT No. 2509419

ISSUED FOR TENDER



NOTES

B	JUN 09/26	ISSUED FOR TENDER	ATC	GM
A	APR 23/26	ISSUED FOR 60% REVIEW	ATC	GM
NO.	DATE	REVISIONS	BY	APPR.



PROJECT TITLE
UNION STREET STORM SEWER SEPARATION AND OUTFALL

PICTOU N.S.
DRAWING TITLE

OVERALL PLAN, GENERAL NOTES, AND LEGEND

Scale 	Drawn By	Design By
	JDE	ATC
	Checked By	Cadd Check
	GM	JP
	Sheet	1 of 6

File Name
2509419-1D-C01.DWG

Drawing No.
2509419-1D-C01

GENERAL NOTES

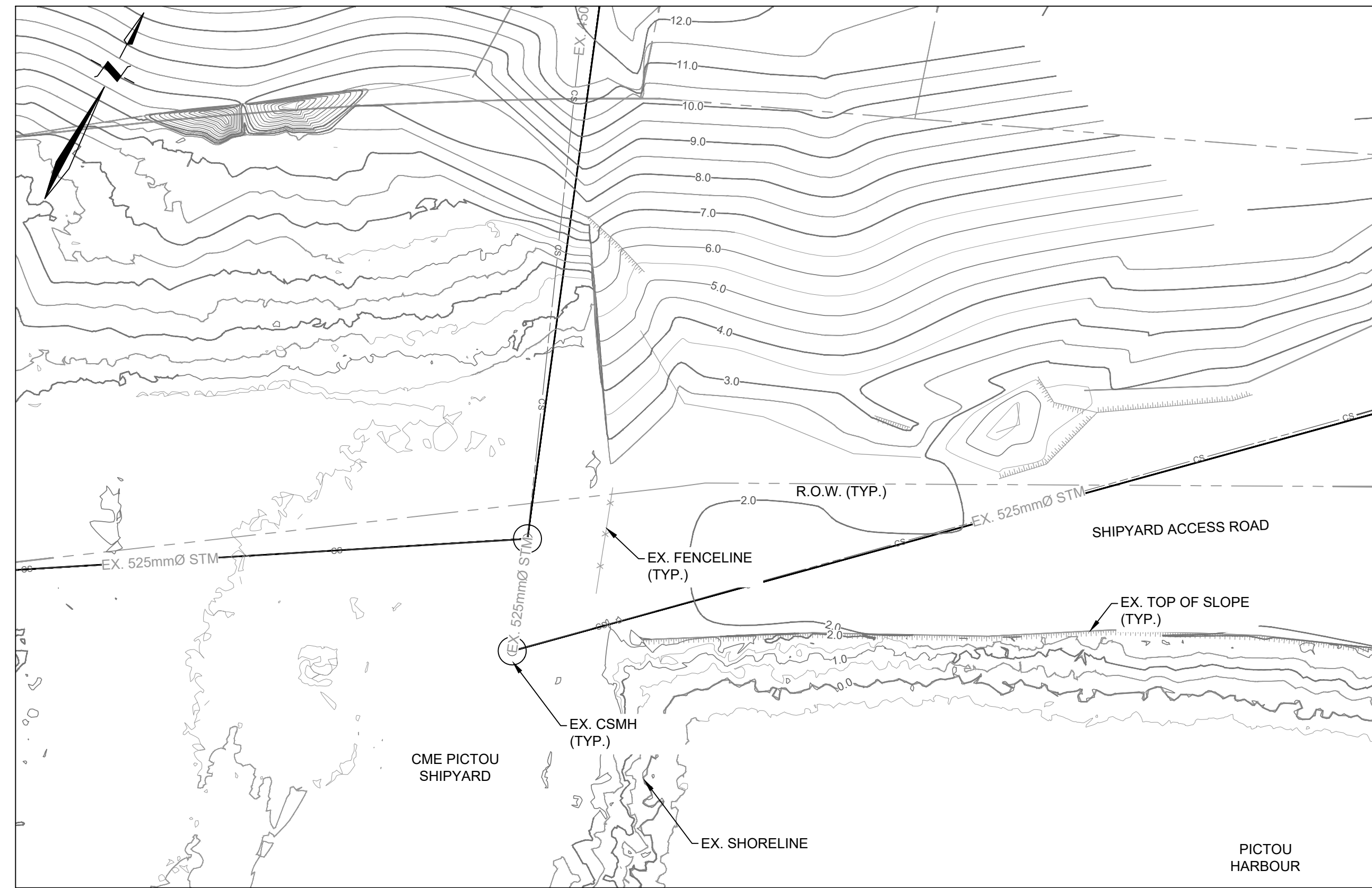
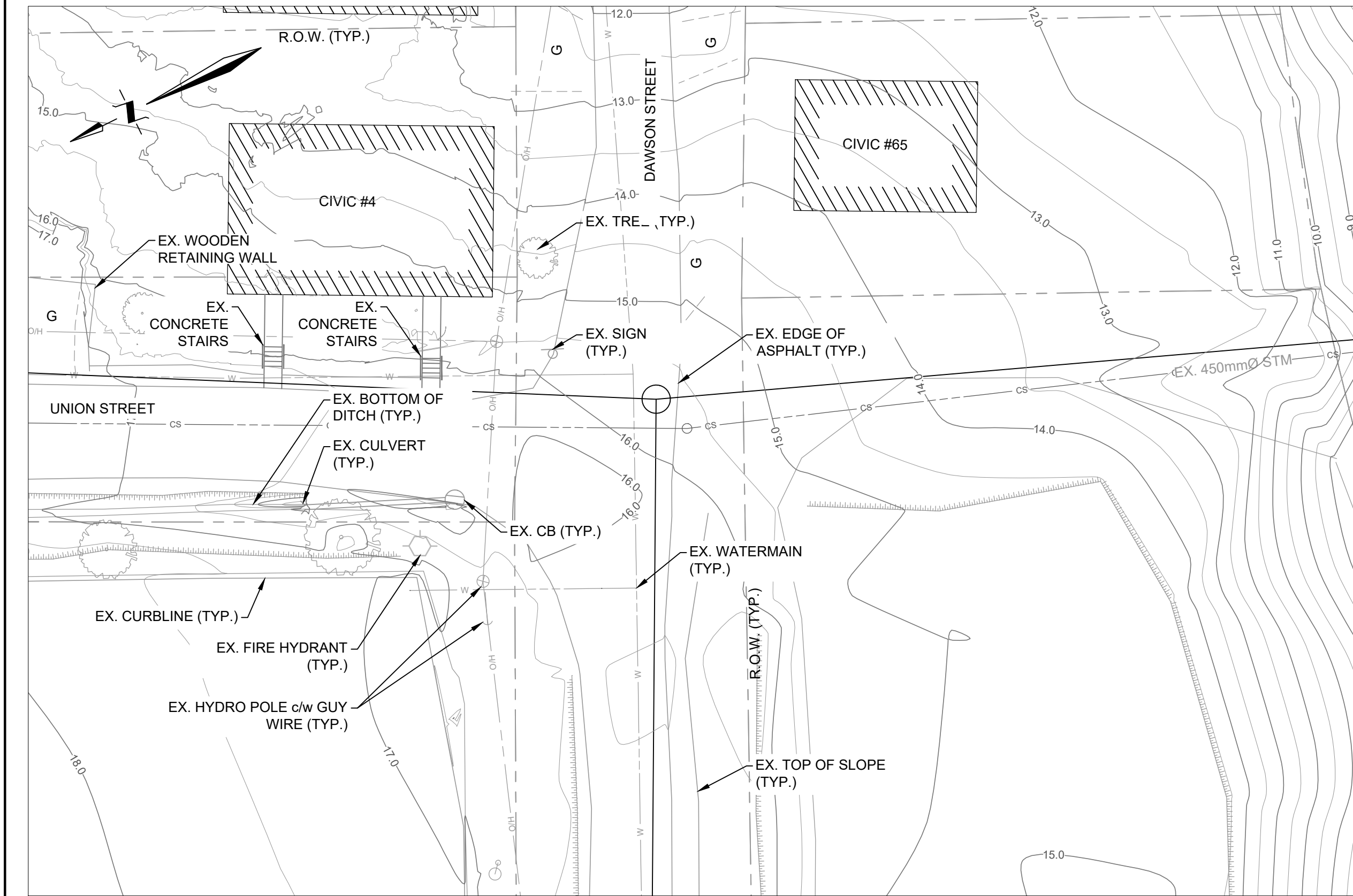
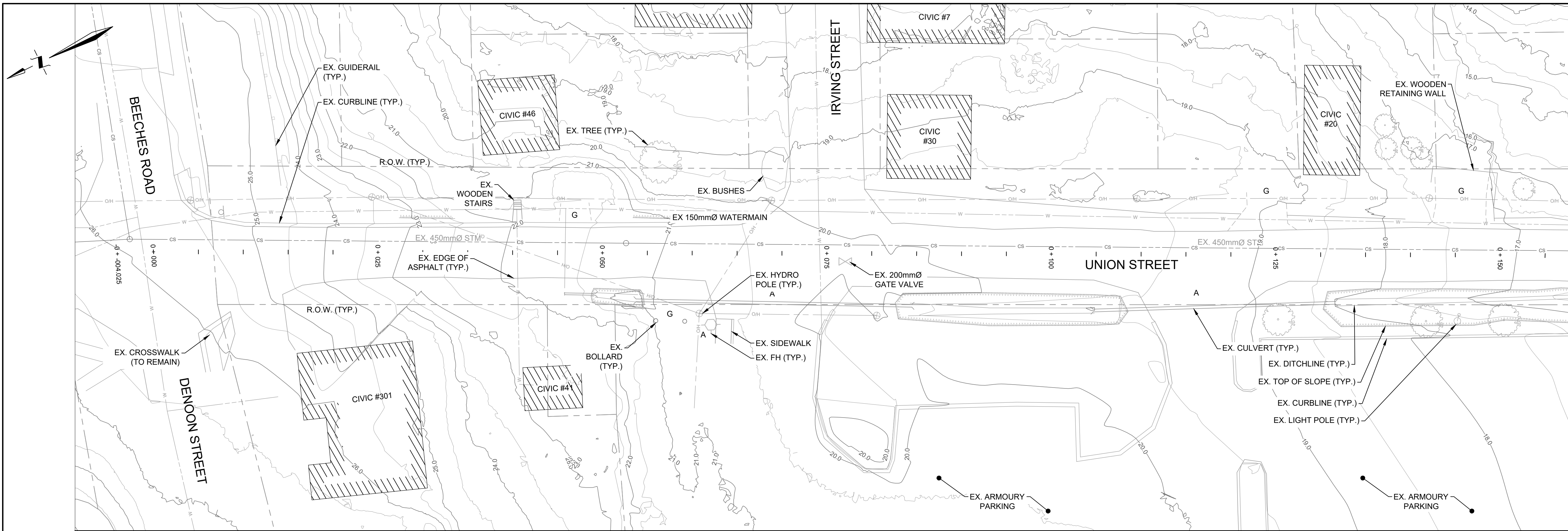
- ELEVATIONS ARE IN METERS AND ARE GEODETIC.
- ALL WORK TO BE IN ACCORDANCE WITH CONSTRUCTION DOCUMENTS AND THE STANDARD SPECIFICATION FOR MUNICIPAL SERVICES (SSMS), LATEST EDITION.
- LOCATION OF EXISTING WATER AND SEWER MAINS SHOWN ON THE DRAWINGS IS APPROXIMATE. CONTRACTOR TO CONFIRM AND ADVISE THE PROJECT ENGINEER OF ANY DISCREPANCIES DURING EXCAVATION.
- SAFETY SIGNS TO BE INSTALLED PRIOR TO THE START OF CONSTRUCTION AND IN ACCORDANCE WITH THE NSTIR WORK AREA TRAFFIC CONTROL MANUAL.
- MANHOLES COVERS TO BE ADJUSTED TO SUIT THE NEW FINISHED GRADES.
- ALL BENDS, TEES, CAPS, REDUCERS AND HYDRANT VALVES ARE TO BE COMPLETE WITH MECHANICAL RESTRAINERS.
- CONTRACTOR IS RESPONSIBLE FOR TEMPORARY SUPPORT OF HYDRO POLES DURING INSTALLATION OF WATER MAIN AND SEWERS AS REQUIRED, INCIDENTAL TO THE WORK.
- THE CONTRACTOR WILL BE RESPONSIBLE FOR ANY DAMAGE TO EXISTING UTILITIES.
- CONTRACTOR IS RESPONSIBLE FOR DUST CONTROL AND STREET GRAVEL MAINTENANCE AND REGRADING SITE FOR THE ENTIRE DURATION OF THE WORK.
- ALL DISTURBED AREAS SHALL BE REINSTATED TO PREVIOUS CONDITIONS OR BETTER.
- ALL WORK IS TO BE IN ACCORDANCE WITH REQUIREMENTS OF ALL FEDERAL, PROVINCIAL, AND MUNICIPAL PERMITS AND REGULATIONS.
- CONTRACTOR IS TO NOTIFY THE REGULATORS, ENGINEER AND THE MUNICIPALITY SEVEN DAYS BEFORE COMMENCING CONSTRUCTION.
- CONTRACTOR IS RESPONSIBLE FOR PROTECTION OF ALL NATURAL FEATURES AND ALL SEDIMENT LADEN RUNOFF FROM THE CONSTRUCTION SITE. ACCEPTABLE PROCEDURES ARE AVAILABLE FROM THE NS ENVIRONMENT DOCUMENT "EROSION AND SEDIMENTATION CONTROL HANDBOOK FOR CONSTRUCTION SITES"
- ALL DISTURBED AREAS NOT STABILIZED BY GRAVEL, SOD, ASPHALT OR CONCRETE SHALL BE STABILIZED WITH 100mm OF TOPSOIL AND HYDROSEED.
- MATERIALS MAY NOT BE SUBSTITUTED UNLESS PERMITTED BY THE ENGINEER.
- SHOP DRAWINGS TO BE SUBMITTED FOR REVIEW BY THE ENGINEER.
- LOCATION OF EXISTING INFRASTRUCTURE IS BASED ON THE BEST AVAILABLE INFORMATION AND IS SUBJECT TO CONFIRMATION. IF THE CONTRACTOR IDENTIFIES ANY DISCREPANCIES NOTIFY THE ENGINEER IMMEDIATELY.
- CONTRACTOR TO ACQUIRE ALL NECESSARY PERMITS TO PERFORM WORK AND TO COMPLY WITH ALL PERMIT REQUIREMENTS AND CONDITIONS.
- CONTRACTOR RESPONSIBLE FOR ALL TRAFFIC CONTROL MEASURES REQUIRED FOR THE PROJECT. ALL TEMPORARY TRAFFIC CONTROL MEASURES TO BE IN ACCORDANCE WITH THE LATEST EDITION OF THE NOVA SCOTIA TRANSPORTATION AND INFRASTRUCTURE RENEWAL TEMPORARY WORKPLACE TRAFFIC CONTROL MANUAL AND THE LATEST EDITION OF THE TRANSPORTATION ASSOCIATION OF CANADA MANUAL OF UNIFORM TRAFFIC CONTROL DEVICES FOR CANADA.

GENERAL LEGEND

ITEM	EXISTING	NEW
R.O.W.	---	---
WATER MAIN	—W—	—W—
SANITARY SEWER	—S—	—S—
SEWER PRESSURE PIPE	—FM—	—FM—
STORM SEWER	—ST—	—ST—
SANITARY MANHOLE	○	●
STORM MANHOLE	⊕	⊕
CATCH BASIN	⊙	⊙
SLUICE BOX	⊞	⊞
VALVE	⊗	⊗
FIRE HYDRANT	⊙	●
CURB STOP	⊞	⊞
BENDS	H H H H	H H H H
TEE	⊞	⊞
CAP OR PLUG	⊞	⊞
REDUCER	D	D
SLEEVE OR COUPLING	H	H
UTILITY POLE	⊙	⊙
TREE	⊙	⊙
WELL	⊙	⊙
BOREHOLE	⊙	⊙
ASPHALT DRIVEWAY	A	A
GRAVEL DRIVEWAY	G	G
FENCE	x x x x	x x x x
CULVERT	—	—
TREE LINE	~	~
GUIDE RAIL	—	—
RAILROAD		
EROSION CONTROL STRUCTURE	⊞	⊞
WATERCOURSE	→	→
LEFT DITCH	→	→
RIGHT DITCH	→	→
WETLAND	+	+
SILT FENCING	—	—
LIMIT OF CONTRACT	—	—
LIMIT OF GRADING	—	—
LIMIT OF PAVING	—	—
LIMIT OF WORK	—	—
NOT IN CONTRACT	—	—

L.O.C.
L.O.G.
L.O.P.
L.O.W.
N.I.C.

Y:\SHARED\CA\FREDERICTON\FRWORK\2025\2509419 PICTOU STORM WATER SEPARATION\CADD\DESIGN\CURRENT SHEETS\2509419-1D-C01.DWG_06/09/2026 4:23 PM



NOTES

- REFER TO SHEET C01 FOR GENERAL NOTES AND LEGEND.
- INFORMATION DEPICTED REPRESENTS THAT WHICH WAS AVAILABLE AT THE TIME OF DRAWING PRODUCTION. EXACT SIZE AND LOCATION OF EXISTING UNDERGROUND INFRASTRUCTURE TO BE DETERMINED ON SITE. CONTRACTOR TO REPORT ANY DISCREPANCIES BACK TO THE ENGINEER.

B	JUN 06/26	ISSUED FOR TENDER	ATC	GM
A	APR 23/26	ISSUED FOR 60% REVIEW	ATC	GM
DATE	REVISIONS		BY	APPR.



UNION STREET STORM SEWER SEPARATION AND OUTFALL

PICTOU N.S.

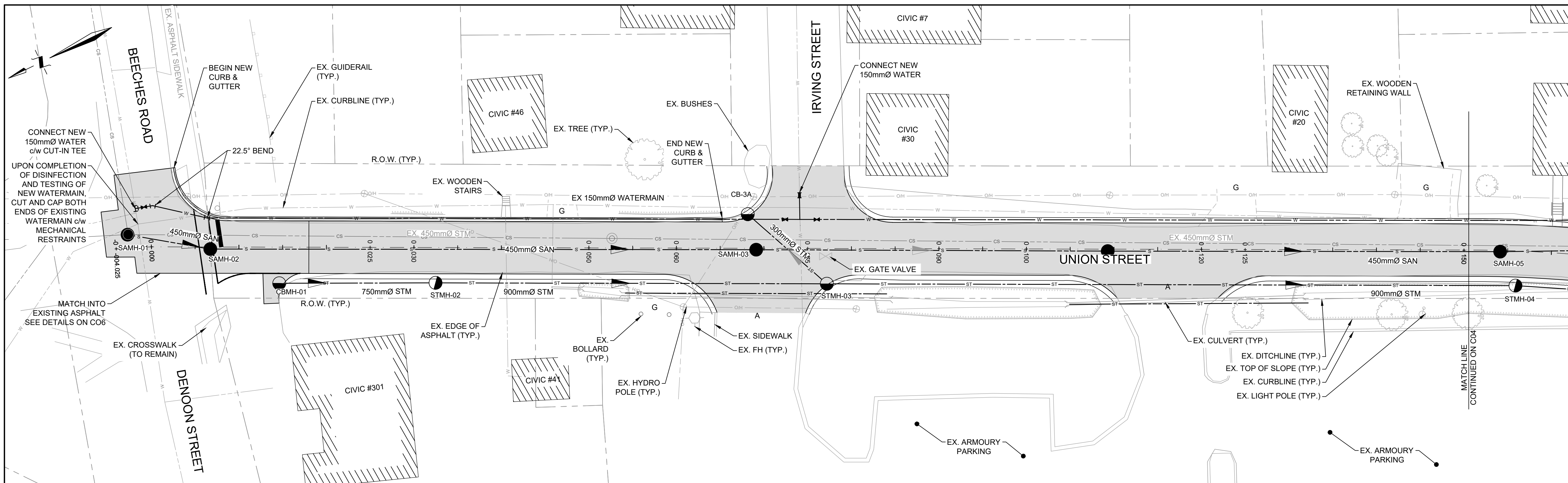
EXISTING CONDITIONS
UNION STREET/STORM OUTFALL

2.5m 0 5m (1:250 FULL SCALE)	Drawn By AC	Design By AC
	Checked By JAP	Cadd Check JP
	Sheet	2 of 6

File Name 2509419-1D-EX C02.dwg

Drawing No. 2509419-1D-C02

Y:\Shared\CA\Fredrickson\2025\2509419 Pictou Storm Water Separation\CA\DD\Design\Current Sheets\2509419-1D-EX C02.dwg



NOTES

- REFER TO SHEET C01 FOR GENERAL NOTES AND LEGEND.
- INFORMATION DEPICTED REPRESENTS THAT WHICH WAS AVAILABLE AT THE TIME OF DRAWING PRODUCTION. EXACT SIZE AND LOCATION OF EXISTING UNDERGROUND INFRASTRUCTURE TO BE DETERMINED ON SITE. CONTRACTOR TO REPORT ANY DISCREPANCIES BACK TO THE ENGINEER.

B	MAY 15/26	ISSUED FOR TENDER	ATC	GM
A	APR 23/26	ISSUED FOR 60% REVIEW	ATC	GM
	DATE	REVISIONS	BY	APPR.



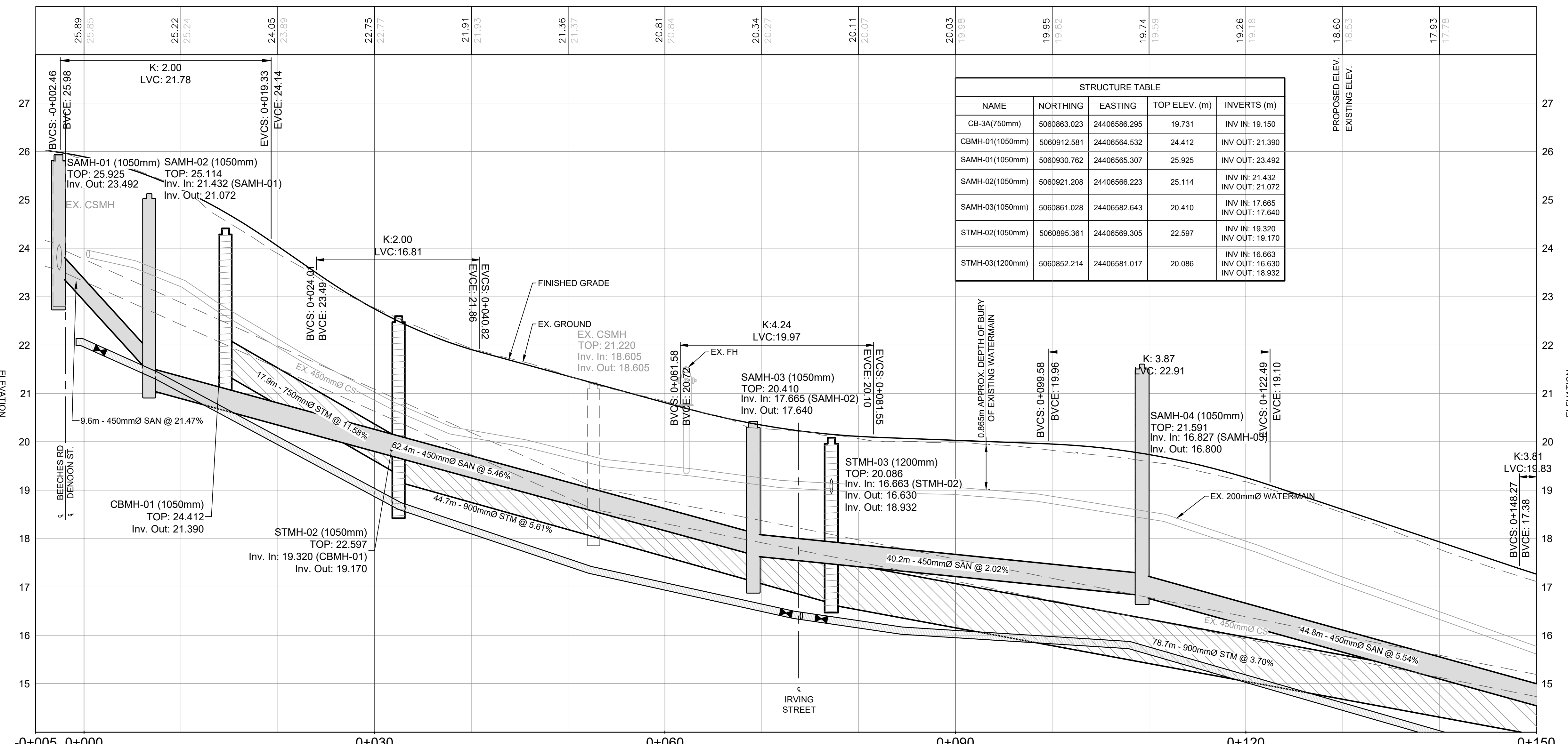
PROJECT TITLE
 UNION STREET STORM SEWER SEPARATION AND OUTFALL

PICTOU N.S.
 DRAWING TITLE
 PLAN AND PROFILE UNION STREET/STORM OUTFALL STA. 0+000 TO STA 0+150

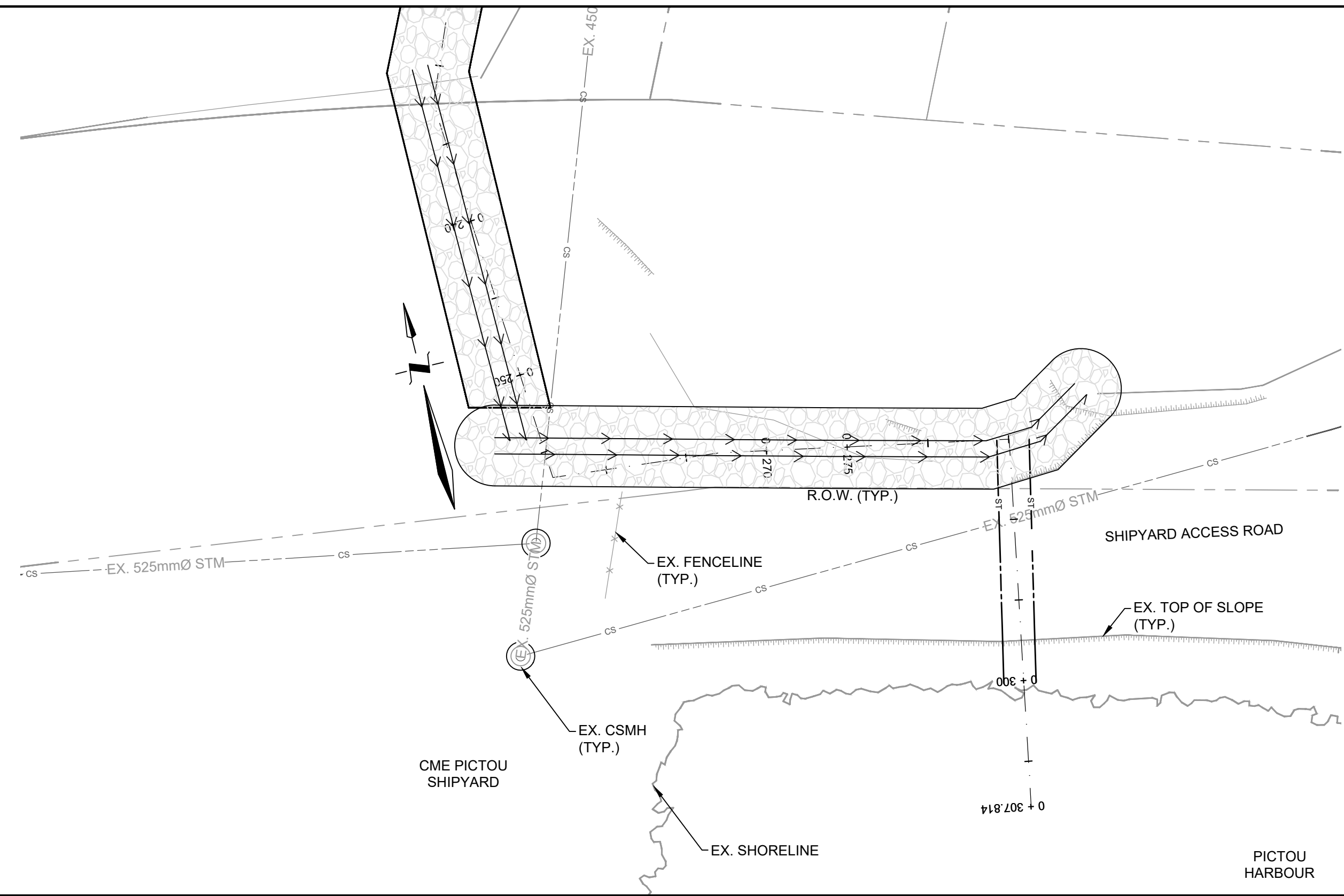
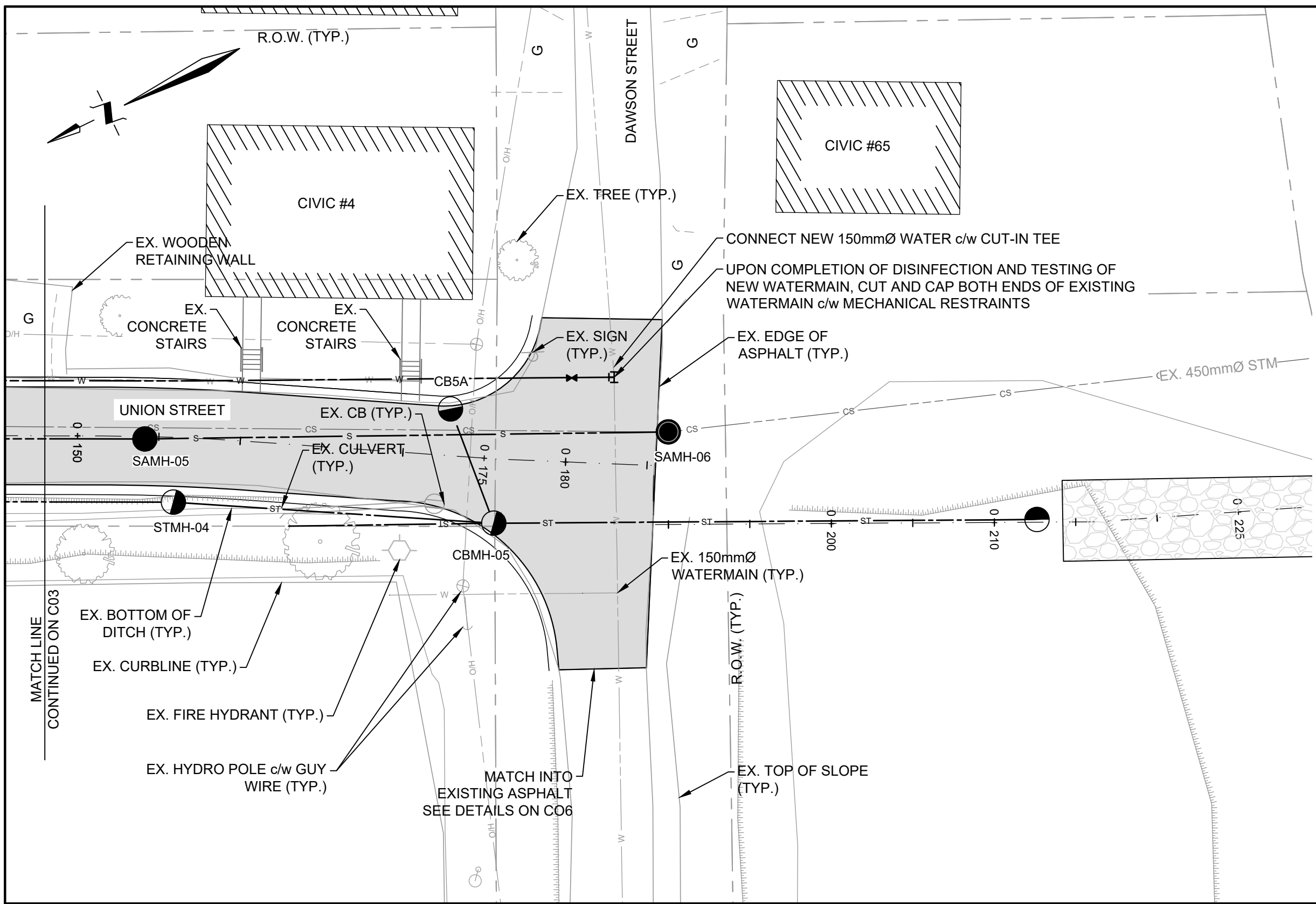
Scale	Drawn By	Design By
5m 0 10m 1:500 Horizontal (Full Scale) 1m 0 2m 1:100 Vertical (Full Scale)	ATC	ATC
	Checked By	Cadd Check
	ATC	##
	Sheet	3 of 6

File Name
 2509419-1D-C03-04.dwg

Drawing No.
 2509419-1D-C03



Y:\Share\CA\Fredrickson\2509419 Pictou Storm Water Separation\CADD\Design\Current Sheets\2509419-1D-C03-04.dwg



NOTES

- REFER TO SHEET C01 FOR GENERAL NOTES AND LEGEND.
- INFORMATION DEPICTED REPRESENTS THAT WHICH WAS AVAILABLE AT THE TIME OF DRAWING PRODUCTION. EXACT SIZE AND LOCATION OF EXISTING UNDERGROUND INFRASTRUCTURE TO BE DETERMINED ON SITE. CONTRACTOR TO REPORT ANY DISCREPANCIES BACK TO THE ENGINEER.

B	MAY 15/26	ISSUED FOR TENDER	ATC	GM
A	APR 23/26	ISSUED FOR 60% REVIEW	ATC	GM
	DATE	REVISIONS	BY	APPR.



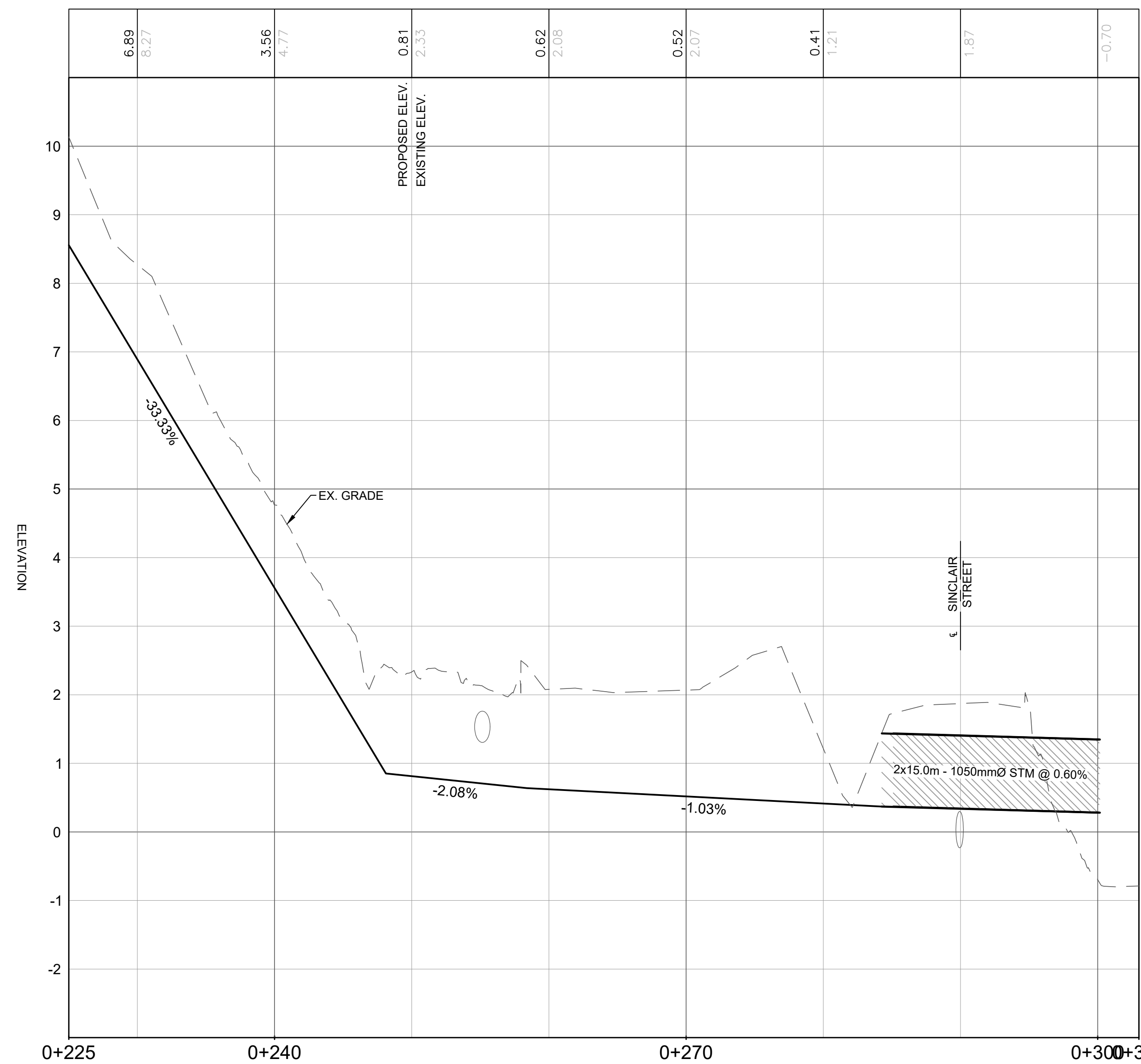
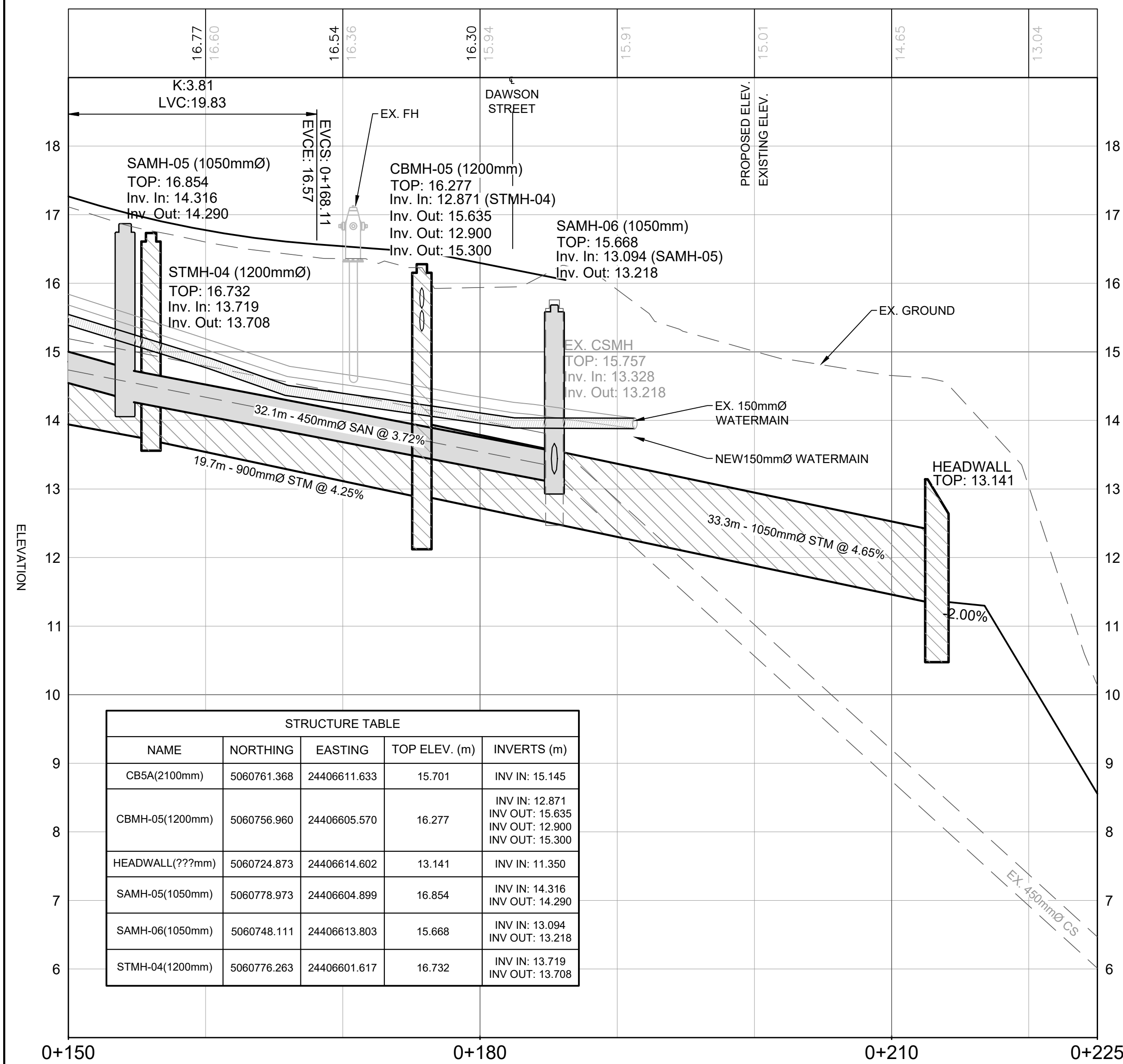
PROJECT TITLE
UNION STREET STORM SEWER SEPARATION AND OUTFALL

DRAWING TITLE
PLAN AND PROFILE UNION STREET/STORM OUTFALL STA. 0+150 TO STA 0+305

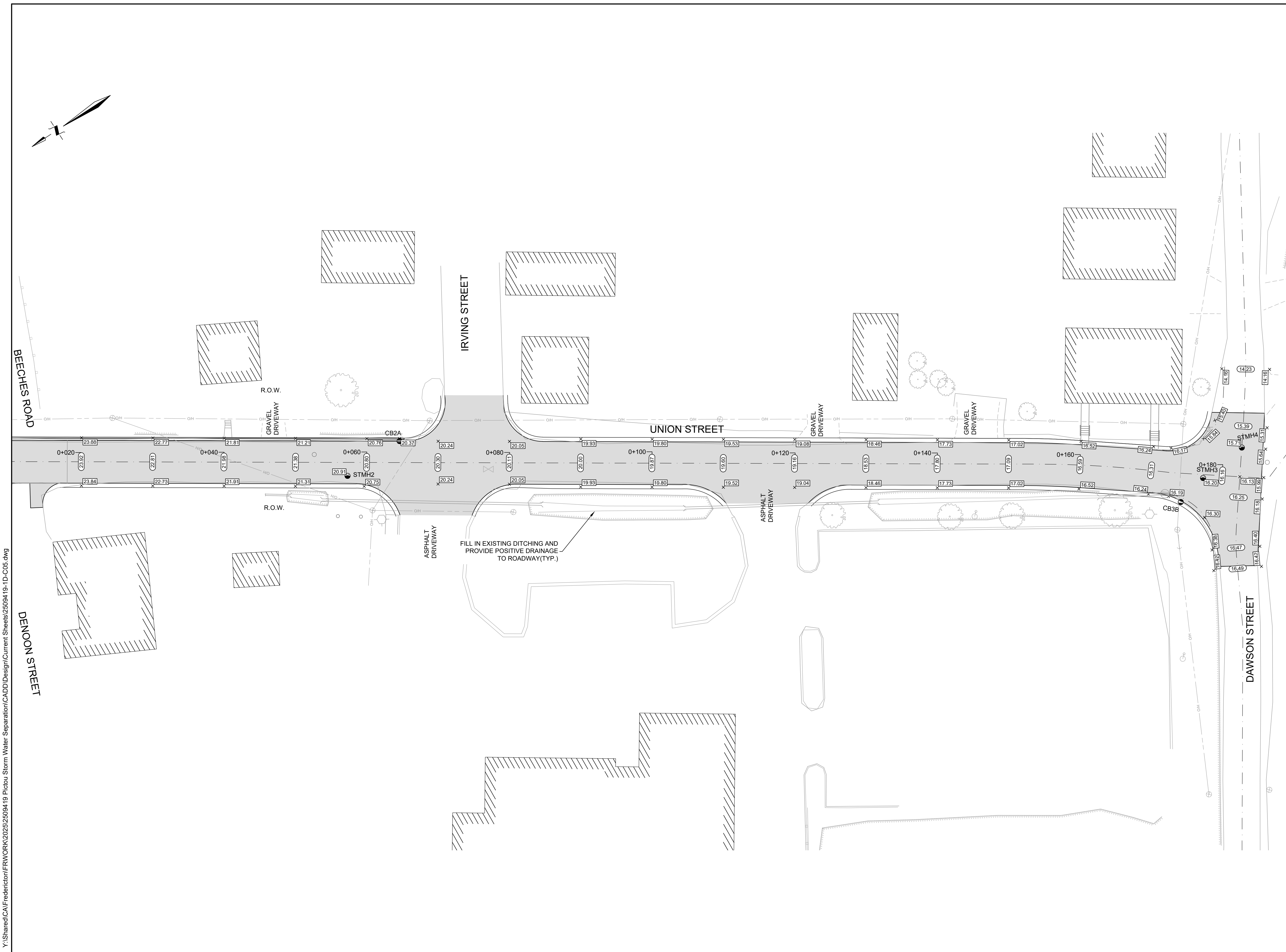
Scale	Drawn By	Design By
5m 0 10m 1:500 Horizontal (Full Scale) 1m 0 2m 1:100 Vertical (Full Scale)	ATC	ATC
	Checked By	Cadd Check
	JAP	##
	Sheet	2 of 6

File Name
 2509419-1D-C03-04.dwg

Drawing No.
 2509419-1D-C02



Y:\Shared\CA\Fredrickson\FRWORK\2025\2509419 Pictou Storm Water Separation\CA\DD\Design\Current Sheets\2509419-1D-C03-04.dwg




Y:\Shared\CA\Fredrickson\FRWORK\2025\2509419 Pictou Storm Water Separation\CA\DD\Design\Current Sheets\2509419-1D-C05.dwg

NOTES

1. REFER TO SHEET C01 FOR GENERAL NOTES AND LEGEND.

B	JUN 09/26	ISSUED FOR TENDER	ATC	GM
A	APR 23/26	ISSUED FOR 60% REVIEW	ATC	GM
	DATE	REVISIONS	BY	APPR.



PROJECT TITLE
UNION STREET STORM SEWER SEPARATION AND OUTFALL

PICTOU NS

DRAWING TITLE
UNION STREET GRADING PLAN


Scale 5m 0 10m 1:500 Horizontal (Full Scale)	Drawn By ATC	Design By ATC
	Checked By GM	Cadd Check JP
	Sheet 5 of 6	

File Name
2509419-1D-C05.dwg

Drawing No.
2509419-1D-C05

1. REFER TO SHEET C01 FOR GENERAL NOTES AND LEGEND.

B	JUN 09/26	ISSUED FOR TENDER	ATC	GM
A	APR 23/26	ISSUED FOR 60% REVIEW	ATC	GM
NO.	DATE	REVISIONS	BY	APPR.



PROJECT TITLE
UNION STREET STORM SEWER SEPARATION AND OUTFALL

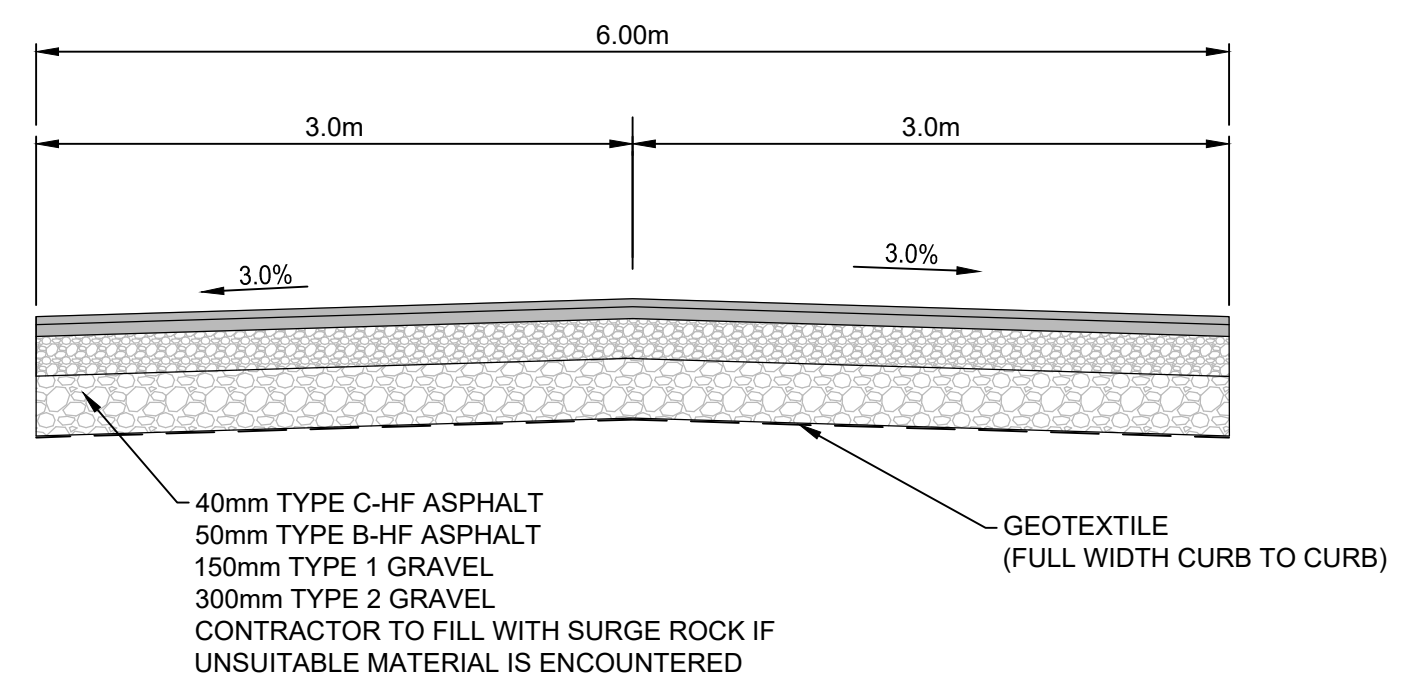
PICTOU N.S.
DRAWING TITLE

TYPICAL DETAILS

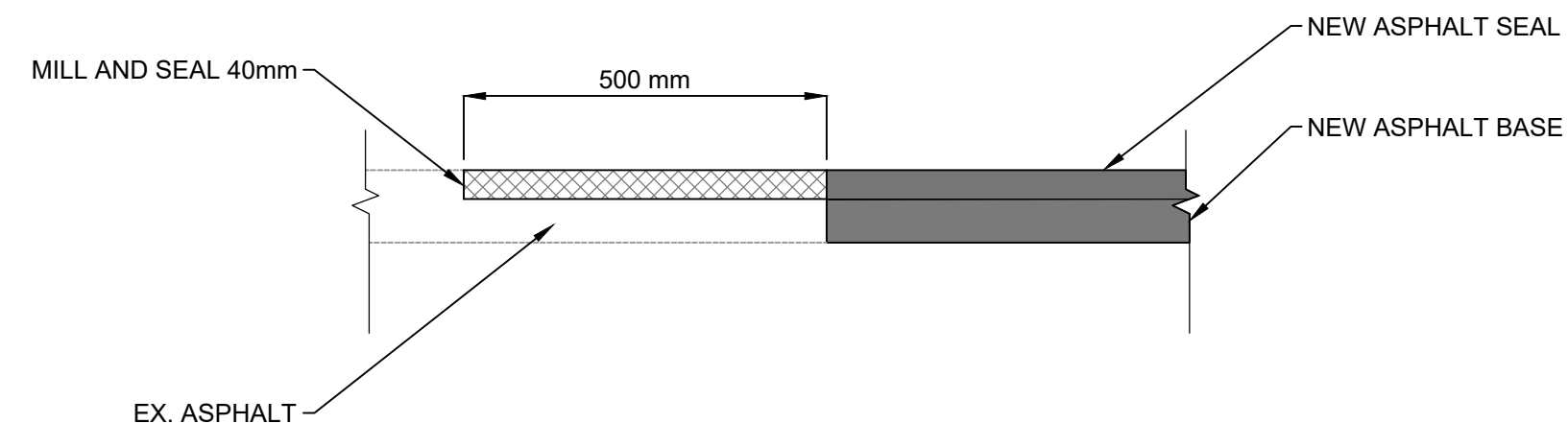
Scale	Drawn By	Design By
AS NOTED	JDE	ATC
	Checked By	Cadd Check
	GM	JP
	Sheet	6 of 6

File Name
2509419-1D-C06.DWG

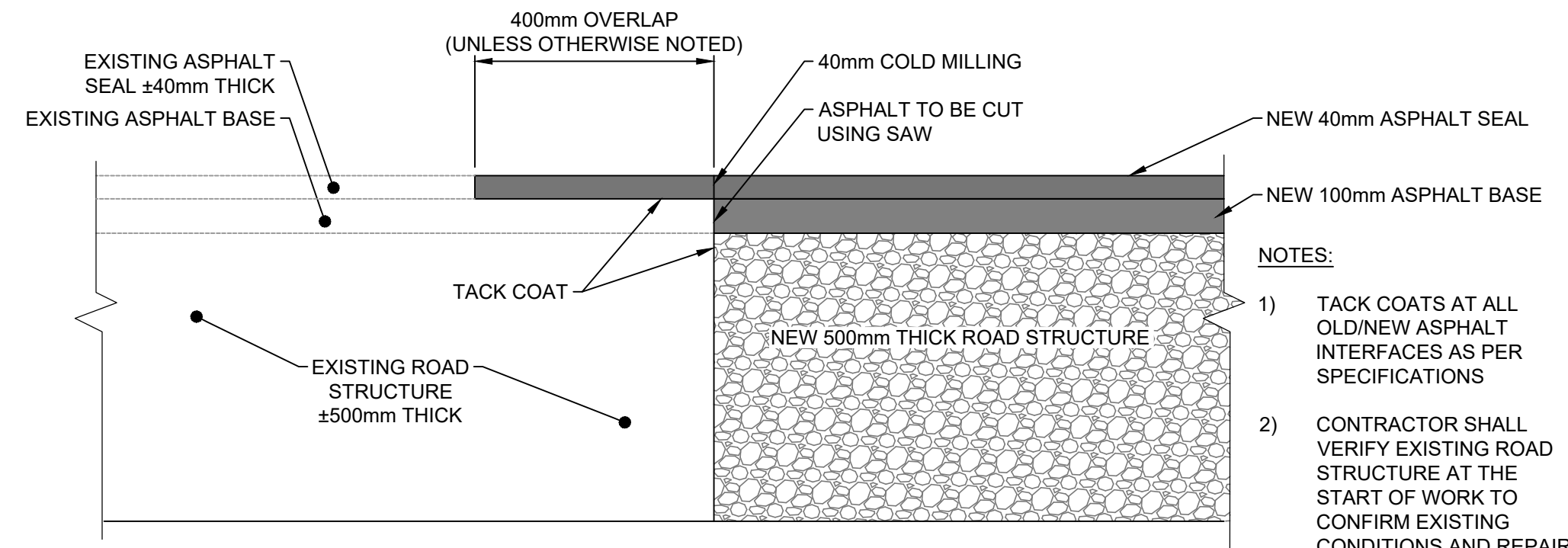
Drawing No.
2509419-1D-C06



TYPICAL STREET CROSS SECTION
N.T.S.

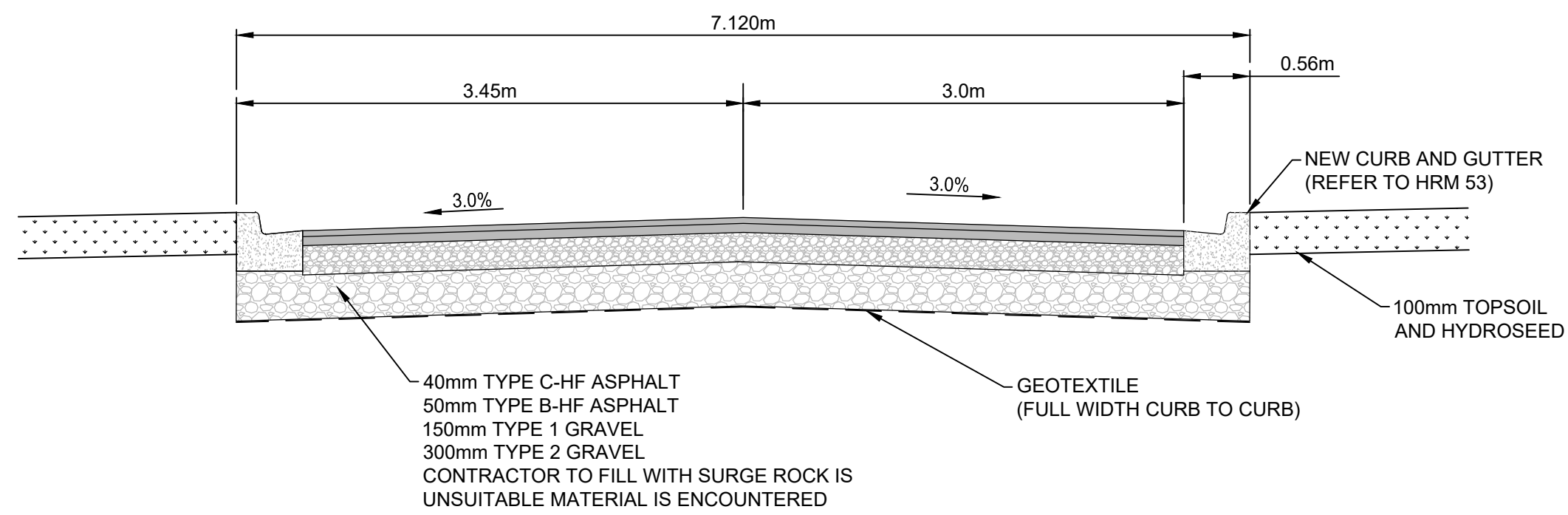


KEY MILLING DETAIL
N.T.S.

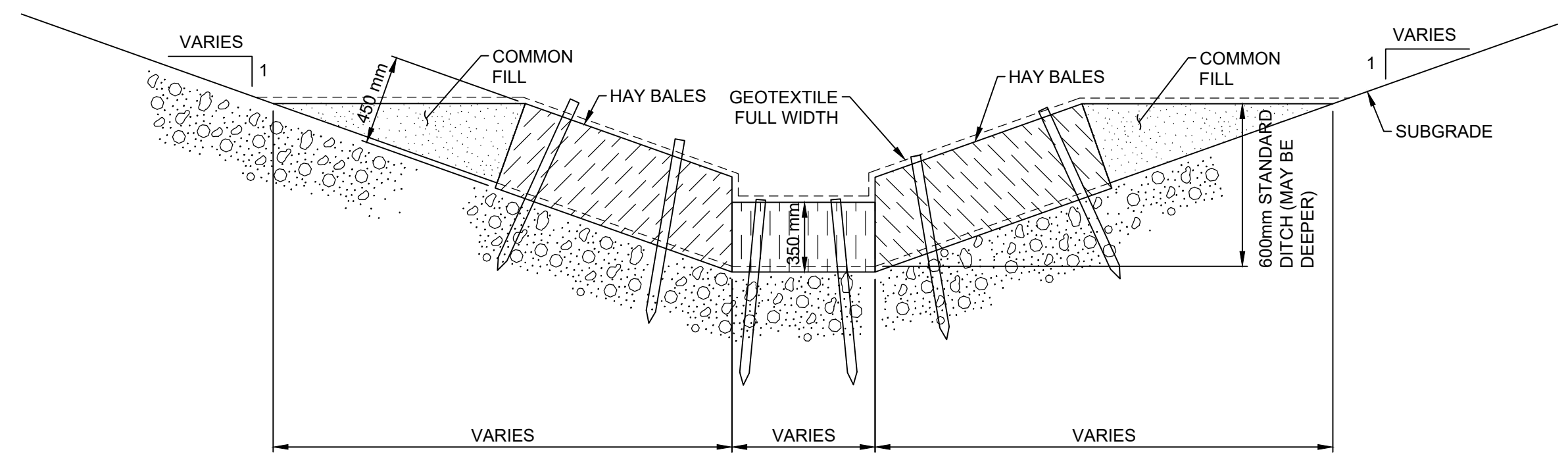


DETAIL - KEY-IN TO EXISTING ASPHALT ROAD TRANSITION AT ROAD CROSSINGS

- NOTES:
- TACK COATS AT ALL OLD/NEW ASPHALT INTERFACES AS PER SPECIFICATIONS
 - CONTRACTOR SHALL VERIFY EXISTING ROAD STRUCTURE AT THE START OF WORK TO CONFIRM EXISTING CONDITIONS AND REPAIR STRATEGY

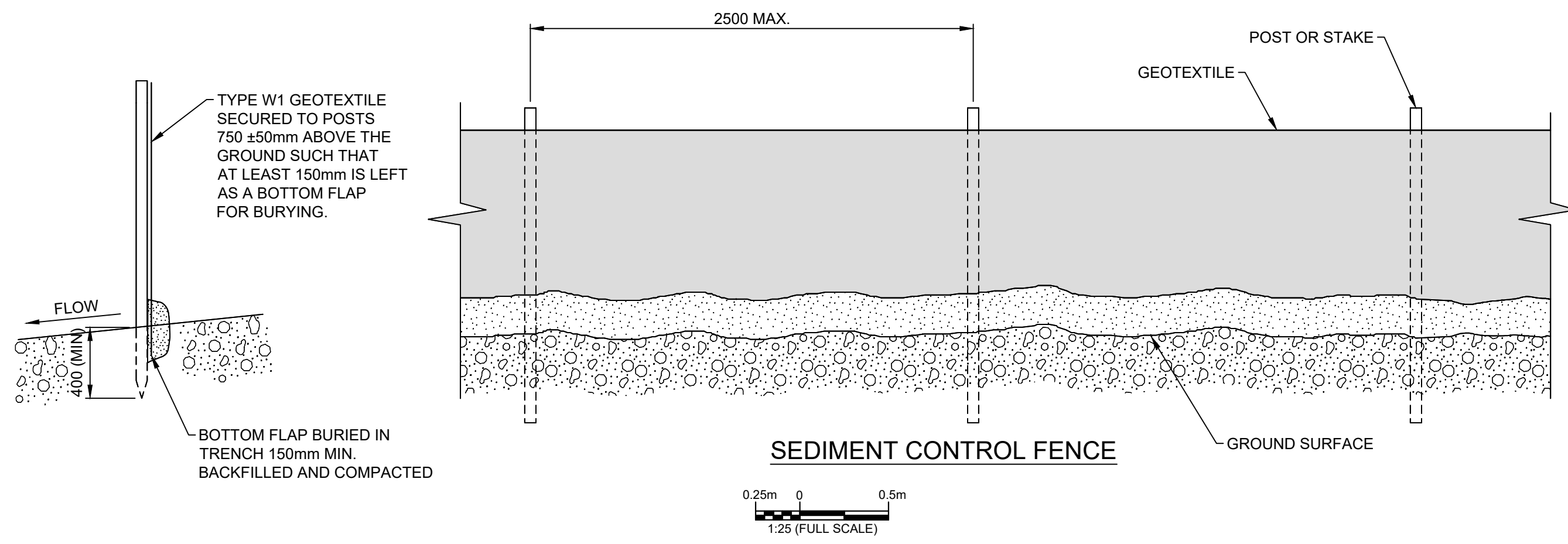


TYPICAL STREET CROSS SECTION WITH CURB
N.T.S.



DETAIL - EROSION CONTROL STRUCTURE
1:25 (FULL SCALE)

- NOTES:
- ALL SEDIMENT AND AND EROSION CONTROL FEATURES SHALL BE INSTALLED AS INDICATED BY THE DETAILS ON THIS DRAWING.
 - THE CONTRACTOR SHALL MAINTAIN THE SEDIMENT AND EROSION CONTROL FEATURES IN A FUNCTIONAL CONDITION CONTINUOUSLY THROUGHOUT THE COMPLETION OF THE CONTRACT.
 - THE CONTRACTOR SHALL INSPECT ALL SEDIMENT AND EROSION CONTROL FEATURES AFTER EACH RAINFALL EVENT AND AT LEAST DAILY DURING PERIODS OF PROLONGED RAINFALL.
 - THE CONTRACTOR SHALL IMMEDIATELY REPAIR ANY DAMAGE TO SEDIMENT CONTROL FEATURES OR PARTS THEREOF.
 - THE CONTRACTOR SHALL REMOVE RETAINED SEDIMENT PRIOR TO IT HAVING ACCUMULATED TO A LEVEL APPROXIMATELY, BUT NOT EXCEEDING, ONE-HALF THE HEIGHT OF THE SEDIMENT CONTROL FENCE. THIS SEDIMENT SHALL BE DISPOSED OF AT A LOCATION AT LEAST 30m AWAY FROM ANY WATERCOURSE AND IN SUCH A MANNER THAT THE SEDIMENT SHALL NOT BE RETURNED TO THE WORK AREA OR WATERCOURSE.
 - THE CONTRACTOR IS RESPONSIBLE FOR THE REMOVAL AND DISPOSAL OF ALL SEDIMENT AND CONTROL FEATURES ONCE DIRECTED BY THE ENGINEER IN THE FIELD UPON COMPLETION OF THE CONTRACT.
 - SEDIMENT AND EROSION CONTROL FEATURES REMOVED BECOME THE PROPERTY OF THE CONTRACTOR AND SHALL BE DISPOSED OFF THE WORK SITE.



SEDIMENT CONTROL FENCE
1:25 (FULL SCALE)

TYPICAL DETAILS (SEE SPEC APPENDIX)

- HRM 53 - CONCRETE CURB AND GUTTER
- HWSD 1000 - TYPICAL TRENCH PAYMENT WIDTH (WATER, WASTEWATER, AND STORMWATER SYSTEMS)
- HWSD 1030 - WATER MAIN VALVE
- HWSD 1032 - STANDARD SLIDING TYPE VALVE BOX
- HWSD 1040 - ZINC ANODE FOR VALVES AND COPPER SERVICE CONNECTIONS
- HWSD 1110 - HYDRANT INSTALLATION URBAN STREET
- HWSD 1150 - STANDARD SERVICE CONNECTION FROM WATER MAIN TO HOUSE PLUMBING URBAN STREET (NO SIDEWALK)
- HWSD 1450 - PRECAST MANHOLE
- HWSD 1570 - 1050 mm PRECAST CATCH BASIN
- HWSD 1580 - CATCHBASIN FRAME AND GRATE FOR CURB AND GUTTER INSTALLATIONS
- HWSD 1620 - INLET/OUTLET PRECAST CONCRETE HEADWALL

Y:\SHARED\CA\FREDERICTON\WORK\2025\2509419 PICTOU STORM WATER SEPARATION\CADD\DESIGN\CURRENT SHEETS\2509419-1D-C06.DWG_06/09/2026 4:29 PM

Project 2 Various Pavement Locations

- 1) Harbour Crossing Drive



- 2) Birch Hill Drive – total replacement



3) Wallis Drive– total replacement



4) Rowan Lane— total replacement

