

Town of Pictou

Town of Pictou



Birthplace of New Scotland

Pictou WWTP:

Aeration System Replacement SBR #3

Prepared by: Iain MacIsaac

Reviewed By: Dan Campbell

March 26

Contract #: WW-2026-01

<u>HEADING</u>	<u>PAGE</u>
INFORMATION TO TENDERERS	1
TENDER FORM	5
FORM OF AGREEMENT	10
SUPPLEMENTARY - GENERAL CONDITIONS	15
SUPPLEMENTARY - SPECIFICATIONS	16

THESE PROJECT DOCUMENTS HAVE BEEN PREPARED FOR THE USE WITH AND REQUIRE BEING READ IN CONJUNCTION WITH **THE STANDARD SPECIFICATIONS FOR MUNICIPAL SERVICES** AS PUBLISHED BY THE NOVA SCOTIA ROAD BUILDERS ASSOCIATION - CONSULTING ENGINEERS OF NOVA SCOTIA AND THE **JOINT COMMITTEE ON CONTRACT DOCUMENTS**. COPIES OF THESE DOCUMENTS ARE AVAILABLE FROM THE JOINT COMMITTEE ON CONTRACT DOCUMENTS, 455 COLBY DRIVE, DARTMOUTH, NS, B2V 2K4; PHONE (902) 430-2534

PROJECT: Pictou WWTP

LOCATION: Aeration System Replacement SBR #3, Pictou,
NS

OWNER: Town of Pictou
40 Water Street
Pictou, NS, B0K1H0

1. Tender Submission .1 Submit completed Tender Form for above project in sealed envelope marked as follows:

TENDER

Pictou WWTP: Aeration System Replacement SBR #3

Closing at 3:00 p.m., local time Thursday April 2, 2026.

Town of Pictou

Iain MacIsaac

Town of Pictou
40 Water Street
Pictou, NS, B0K1H0

2. Tender Opening .1 Opening will be public.
3. Accuracy of Referencing .1 Indexing and cross-referencing are for convenience only.
4. Conditions of Tendering .1 Take full cognizance of content of all Contract Documents in preparation of Tender. Refer to Tender Form, Subsection 3.9 for a complete list of Contract Documents.
5. Tenderers to Investigate .1 Tenderers will have visited and familiarized themselves with existing site and working conditions and all other conditions which may affect performance of the Contract. No plea of ignorance of such conditions as a result of failure to make all necessary examinations will be accepted as a basis for any claims for extra compensation or an extension of time.
-

6. Clarification and Addenda
- .1 Notify Pictou's Superintendant not less than 2 working days before Tender Closing of omissions, errors or ambiguities found in Contract Documents. If Owner considers that correction, explanation or interpretation is necessary; a written addendum will be issued. All addenda will form part of Contract Documents.
 - .2 Confirm in the Tender Form that all addenda have been received.
7. Preparation of Tender
- .1 Complete Tender Form provided with Project Documents in ink. Tender all items and fill in all blanks. Have corrections initialed by person signing Tender.
8. Taxes
- .1 Include all taxes except Harmonized Sales Tax (HST) in tender unit prices.
9. Tender Security
- .1 Provide Tender Security in amount of Ten Percent 10% of the total amount payable with Tender in the form of a Certified Cheque or Money Order payable to the Owner, or a Bid Bond on CCDC Form 220.
10. Insurance
- .1 Refer to General Conditions, subsection GC11.1 - INSURANCE, for insurance required.
11. Form of Agreement
- .1 Form of Agreement is attached.
12. Amendment or Withdrawal of Tender
- .1 Tenders may be amended or withdrawn by post, facsimile or email before Tender closing date.
 - .2 Amendment of individual unit prices is the only acceptable price amendment. Amendments shall not disclose either original or revised total price.
 - .3 Head amendment or withdrawal as follows: "Amendment/Withdrawal of Tender for Pictou WWTP". Sign and seal as required for Tender, and submit at address given for receipt of Tenders prior to Tender Closing.
13. Informal or Unbalanced Tenders
- .1 Tenders which, in the opinion of the Owner, are considered to be informal or unbalanced may be rejected.
-

14. Right to Accept
or Reject any
Tender

- .1 The Town of Pictou reserves the right to reject any and all tenders, not necessarily accept the lowest tender, or to accept any tender which it deems to be in its best interest including a submission which is noncompliant with the form of tender.
- .2 The Town also reserves the right to waive any formality, informality, or technicality in any proposal.
- .3 The Town reserves the right to negotiate terms, units and items listed in Section 4 Schedule of Quantities and Units Prices with the successful proponent.

15. Safety
Certification

- .1 Submit with Tender, a copy of Tenderer's current valid clearance letter, issued by the Workers Compensation Board of Nova Scotia.
 - .2 Current and valid certification with NSCSA.
 - .3 Proof of liability insurance.
-

1. SALUTATION:

.1 To: Town of Pictou
40 Water Street
Pictou, NS, B0K 1H0

.2 For: Pictou WWTP
Aeration System Replacement SBR #3

.3 From: _____

2. TENDERER DECLARES:

- .1 That this tender was made without collusion or fraud.
- .2 That the proposed work was carefully examined.
- .3 That the Tenderer was familiar with local conditions.
- .4 That Contract Documents and Addenda No. ___ to ___ inclusive were carefully examined.
- .5 That all the above were taken into consideration in preparation of this Tender.

3. TENDERER AGREES:

- .1 To enter into a contract to supply all labour, material and equipment and to do all work necessary to construct the Work as described and specified herein for the unit prices stated in Subsection 4 hereunder, Schedule of Quantities and Unit Prices.
 - .2 That the Estimated Contract Price shall be the sum of the products of the tendered unit prices times the estimated quantities in Subsection 4 hereunder.
 - .3 That this Tender is valid for acceptance for 60 days from Tender Closing.
 - .4 That measurement and payment for items listed in Subsection 4 hereunder shall be in accordance with corresponding items in Measurement and Payment.
-

- .5 To provide evidence of ability and experience within 7 days of request, including: experience in similar work, work currently under contract, senior supervisory staff available for the project, equipment available for use on the Work, and financial resources.
 - .6 To execute in triplicate the Agreement and forward same together with the specified contract security and insurance documents to the Owner within 14 days of written notice of award.
 - .7 That failure to enter into a formal contract and give specified insurance documents and contract security within time required will constitute grounds for forfeiture of certified cheque or enforcement of bid bond.
 - .8 That if certified cheque is forfeited, Owner will retain difference in money between amount of Tender and amount for which Owner legally contracts with another party to perform the Work and will refund balance, if any, to Tenderer.
 - .9 That the Contract Documents include:
 - .1 Standard Specification for Municipal Services listed in Table of Contents Page Dated March 2026.
 - .2 Tender Form
 - .3 Form of Agreement
 - .4 Supplementary Specifications
Description of Work
 - .5 Drawings;
As-built Drawings P13, P22 and P24
 - .6 Addenda as issued and as confirmed in subsection 2.4 of this section.
-

4. SCHEDULE OF QUANTITIES AND UNIT PRICES

ESTIMATED CONTRACT PRICE \$ _____

ADD HARMONIZED SALES TAX \$ _____

TOTAL PRICE \$ _____

TENDERER'S HST REGISTRATION NO. _____

The proponent is expected to work with Town staff as required.

5. COMPLETION TIME

.1 Tenderer agrees to complete the Work within _____ weeks of written notification of award.

6. SIGNATURES*

DATED THIS _____ DAY OF _____, 20 _____.

[Seal]

Name of Firm Tendering

Signature of Signing Officer

Witness

Name and Title (Printed)

Witness

Signature of Signing Officer

Name and Title (Printed)

Company Address

Telephone No.

Fax No.

*NOTE: Tenders submitted by or on behalf of any Corporation must be signed and sealed in the name of such Corporation by a duly authorized officer or agent.

END

This Agreement made on the _____ day of _____ in the year 20__

BY AND BETWEEN

_____ Town _____ of _____ Pictou

hereinafter called the "Owner"

and

hereinafter called the "Contractor"

The Owner and the Contractor agree as follows:

ARTICLE A1 - THE WORK

The Contractor shall:

- .1 Perform the Work required by the Contract Documents for
Pictou WWTP
Portions of Aeration System Replacement SBR #3
located at: 183 Browns Point Road, Pictou,
NS _____
- .2 do and fulfill everything indicated by this Agreement, and
- .3 commence the Work by the _____ day of _____ in the year _____ and attain Substantial Performance of the work as certified by the Owner by the _____ day of _____ in the Year _____.

ARTICLE A2 - AGREEMENTS AND AMENDMENTS

The Contract supersedes all prior negotiations, representations or agreements, either written or oral, relating in any manner to the work, including the bidding documents that are not expressly listed in Article 3 of the Agreement.

ARTICLE A3 - CONTRACT DOCUMENTS

The following is an exact list of the Contract Documents referred to in ARTICLE A1 subsection .1 of this Agreement. This list is subject to subsequent amendments in accordance with the provisions of the Contract Documents.

- .1 STANDARD SPECIFICATION FOR MUNICIPAL SERVICES.
Table of Contents Dated March 2026.
- .2 Tender Form
- .3 Form of Agreement
- .4 Supplementary Specifications
Description of Work
- .5 Drawings
As-builts P13, P22 and P24
- .6 Addenda as issued and as confirmed in subsection 2.4 of this section.

ARTICLE A4 - CONTRACT PRICE

- .1 The Contract Price is the sum of the products of the estimated quantities multiplied by the appropriate Unit Prices in the Tender Form *excluding* the amount of Harmonized Sales Tax.
- .2 The Contract Price is \$ ___
- .3 All amounts shall be in Canadian funds and exclude value added taxes.
- .4 The amounts shall be subject to adjustment as provided in the Contract Documents.

ARTICLE A5 - PAYMENT

- .1 The Owner shall pay the Contractor in Canadian funds for the performance of the Contract.
 - .2 The Owner shall pay the contractor a lump sum payment, for the total contract value, upon completion of the project.
 - .3 In the event of loss or damage occurring where payment becomes due under the property and boiler insurance policies, payment shall be made to the Contractor in accordance with the provisions of Section General Conditions, subsection GC11.1 - INSURANCE.
-

- .4 If the Owner fails to make payments to the Contractor as they become due under the terms of the Contract, interest shall be payable as follows:
- .1 The annual interest rate applicable to the contract is 2% compounded semi-annually.
 - .2 Interest shall be calculated on the overdue balance from the due date.

ARTICLE A6 - RECEIPT OF AND ADDRESSES FOR NOTICES

- .1 Notices in writing between the parties shall be considered to have been received by the addressee on the date of delivery if delivered to the individual, or to a member of the firm, or to an officer of the corporation for whom they are intended by hand or by registered post; or if sent by regular post, to have been delivered within 5 *Working Days* of the date of mailing when addressed as follows:
- .1 The Owner at _____ 40 Water Street

Pictou, NS, B0K1H0
 - .2 The Contractor at _____

ARTICLE A7 - QUANTITIES AND MEASUREMENT

- .1 The quantities shown in Section Tender Form - Schedule of Quantities and Unit Prices are estimated.
- .2 Measurement for the actual quantities used to determine payments and Contract Price shall be in accordance with Section Measurement and Payment.

ARTICLE A8 - SUCCESSION

The aforesaid Contract Documents are to be read into and form part of the Agreement and the whole shall constitute the Contract between the parties and subject to law and the provisions of the Contract Documents shall enure to the benefit of and be binding upon the parties hereto, their respective heirs, legal representatives, successors and assigns.

ARTICLE A9 - RIGHTS AND REMEDIES

No action or failure to act by the Owner, or Contractor shall

constitute a waiver of any right or duty afforded any of them under the Contract, nor shall any such action or failure to act constitute an approval of or acquiescence in any breach thereunder, except as may be specifically agreed in writing.

ARTICLE A10 - TIME

Time shall be construed as being of the essence of the Contract.

Remainder of Page Intentionally Blank

In witness whereof the parties hereto have executed this Agreement and by the hands of their duly authorized representatives.

SIGNED AND DELIVERED
In the presence of:

OWNER

TOWN OF PICTOU
Name of Owner

WITNESS

Signature

Name and Title of Person Signing

Signature

Signature

Name and Title of Person Signing

Name and Title of Person Signing

CONTRACTOR

Name of Contractor

WITNESS

Signature

Name and Title of Person Signing

Signature

Signature

Name and Title of Person Signing

Name and Title of Person Signing

N.B. Where legal jurisdiction, local practice or Owner or Contractor requirements calls for (a) proof of authority to execute this document, attach such proof of authority in the form of a certified copy of a resolution naming the representative(s) authorized to sign the Agreement for and on behalf of the corporation or partnership; or (b) the affixing of a corporate seal, this Agreement should be properly sealed

Description of Work

Tender: Aeration System Replacement Pictou WWTP SBR #3

May 2026

Introduction

The Town of Pictou operates its wastewater treatment plant at 183 Browns Point Road. It was commissioned in 2010. This tender is intended to address specific capital replacement that are associate with the aeration system in the SBR #3.

These tanks currently have 4" schedule 40 piping, 9" glue in membrane aerators (Sanitaire Silver Series (P/N 2223-1SP) LP Membrane Discs) and a mix of galvanized and stainless brackets. The Town of Pictou is looking to install a more robust system consisting of schedule 80 PVC piping, threaded fine bubble diffuser heads (Sanitaire 2802 SERIES DIFFUSER) and all stainless brackets and risers. Additionally, the Town is looking to replace two seized 4" plug valves with stainless ones. As-built drawings can be found at the end of this document.

References

The following references are attached for your review:

- As-Built Drawings P13, P22 and P24;
- Any other as-built drawings can be made available upon request.

Schedule

Proponents are asked to submit a rough project schedule.

Scope of Work

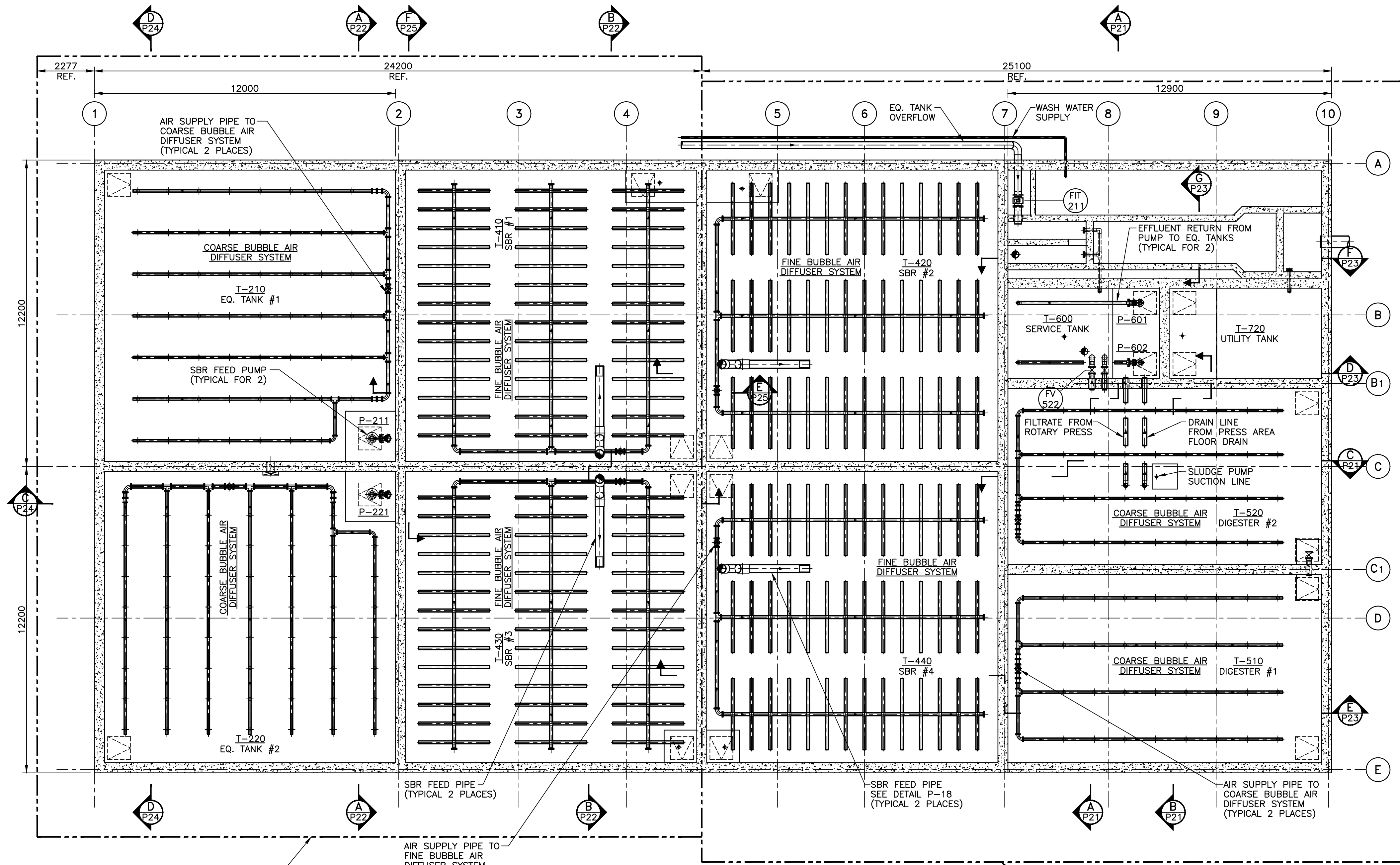
Pictou's WWTP was designed with redundancy. It is expected that work be performed while the plant remains is in operations. This generally entails that while one SBR tank is offline for replacement, the others remain in service. This can be achieved via SCADA lockout, tank isolation, blower lockout and pump lockout.

The contractor is required to do the following as part of this contract:

- Develop, submit and follow a safety plan, which includes:
 - Working with Town staff to isolate the tank under construction;
 - Clean the tank prior to beginning construction;

- o Perform all duties while complying with confined space entry protocol;
- Remove all previously installed piping, diffusers and brackets and seized plug valves (located in SBR tank 3 as per P22);
- Supply and install new **stainless brackets, 4" schedule 80 PVC piping, screw in fine bubbler diffuser heads (Sanitaire 2802 SERIES DIFFUSER, two 4" SS plug valves** and connect new piping to existing stainless-steel aeration headers. Dimension, sizing and spacing of all installation must match existing as-built drawings.
- Test and confirm that newly installed aeration system and valves are operating as intended

Date: Monday, Dec. 05, 2011 12:02pm Drawing: P-13 File: N:\Drawings\Current\20734-P11toP13.dwg User: mullibon



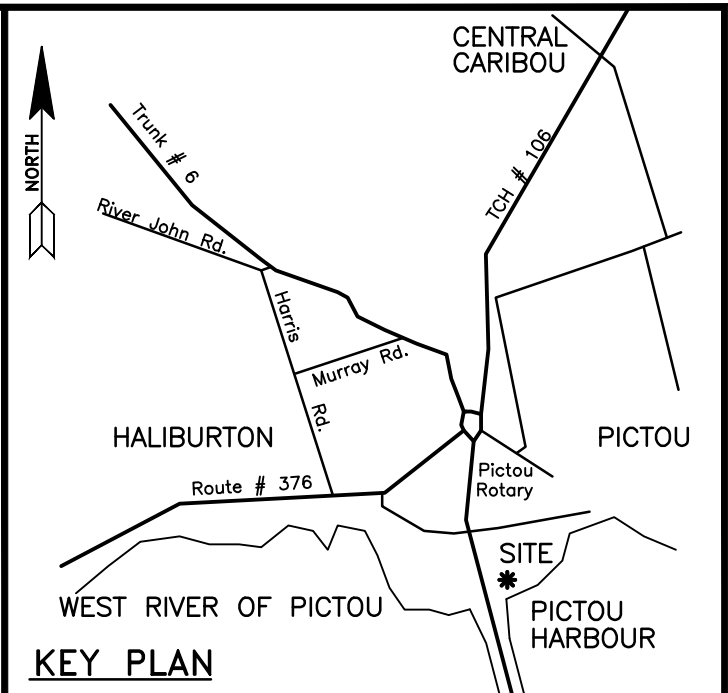
SEE PARTIAL PLAN FOR PROCESS PIPING LAYOUT AT EL. 9.344

**GENERAL ARRANGEMENT
PROCESS PIPING AT EL. 9.344 AND EL. 8.76
PLAN VIEW**
SCALE: 1:100

SEE PARTIAL PLAN FOR PROCESS PIPING LAYOUT AT EL. 9.344 AND AT EL. 8.76

PROCESS EQUIPMENT SCHEDULE				
EQUIPMENT TAG	PROCESS DESCRIPTION	MANUFACTURE	TYPE AND MODEL NUMBER	COMMENTS
T-000	AERATED GRIT CHAMBER	N/A	N/A	
T-100	AUTOMATIC SCREENING	JOHN MEUNIER	ESCALATOR AND ROTOPAC	FINESCREEN AND COMPACTOR
T-210	EQ. TANK #1	N/A	N/A	
P-211	SBR FEED PUMP FROM EQ. TANK #1	ABS	AFP 1546	
T-220	EQ. TANK #2	N/A	N/A	
P-221	SBR FEED PUMP FROM EQ. TANK #2	ABS	AFP 1546	
B-310	EQ. BLOWER	KAESER	COM-PAK PLUS DB235	
B-320	SLUDGE BLOWER	KAESER	COM-PAK PLUS DB235	
B-330	STANDBY BLOWER	KAESER	COM-PAK PLUS DB235	
B-340	SBR BLOWER #1	KAESER	COM-PAK PLUS DB235	
B-350	SBR BLOWER #2	KAESER	COM-PAK PLUS DB235	
T-410	SBR #1	N/A	N/A	
T-420	SBR #2	N/A	N/A	
T-430	SBR #3	N/A	N/A	
T-440	SBR #4	N/A	N/A	
T-510	SLUDGE DIGESTER #1	N/A	N/A	
T-520	SLUDGE DIGESTER #2	N/A	N/A	
T-600	SERVICE TANK	N/A	N/A	
P-601	EFFLUENT RETURN PUMP TO EQ. TANKS	ABS	AS 08300	
P-602	EFFLUENT RETURN PUMP TO EQ. TANKS	ABS	AS 08300	

PROCESS EQUIPMENT SCHEDULE				
EQUIPMENT TAG	PROCESS DESCRIPTION	MANUFACTURE	TYPE AND MODEL NUMBER	COMMENTS
T-700	UV DISINFECTION	TROJAN	UV3000B	(1) FOR SBR, (1) FOR EQ
T-710	OUTFALL MANHOLE	N/A	N/A	SEE DRAWING PP-1
T-720	UTILITY WATER TANK	N/A	N/A	
P-721	WASH WATER SUPPLY PUMP	-	-	SEE 15200 ITEM 2.1
P-722	CHLORINE FEED PUMP	-	-	SEE 15200 ITEM 2.2
T-723	CAPTIVE AIR TANK	WELLMATE	WM-35WB	120 GAL. OR APPROVED EQUAL
T-724	CAPTIVE AIR TANK	WELLMATE	WM-35WB	120 GAL. OR APPROVED EQUAL
T-725	CAPTIVE AIR TANK	WELLMATE	WM-35WB	120 GAL. OR APPROVED EQUAL
F-726	WASH WATER FILTER	CONCORD SCREEN	FI-200	OR APPROVED EQUAL
AC-800	DUPLEX AIR COMPRESSOR	KAESER	MODEL SX4	C/W PANEL MOUNTED CONTROLS
T-810	LIQUID POLYMER STORAGE TANK	EXCELL	TBA	FOURNIER SCOPE OF SUPPLY
P-900	SLUDGE PUMP	SEEPEX	TBA	FOURNIER SCOPE OF SUPPLY
FL-910	FLOCCULATOR	FOURNIER	TBA	FOURNIER SCOPE OF SUPPLY
RP-920	ROTARY PRESS	FOURNIER	MODEL 2(3)-900/3000CV	FOURNIER SCOPE OF SUPPLY
SA-930	SCREW AUGER	FOURNIER	TBA	FOURNIER SCOPE OF SUPPLY
CF-940	CHEMICAL FEED SYSTEM	EXCELL	TBA	FOURNIER SCOPE OF SUPPLY
EM-950	EFFLUENT MONITORING SYSTEM	AMERICAN SIGMA	SIGMA 900	STANDARD OF ACCEPTANCE



REFERENCE DRAWINGS		
DWG. NO.	TITLE	SOURCE
P-1	WASTEWATER TREATMENT PLANT PROCESS PIPING - SHT. 1 OF 2	ABL
P-2	WASTEWATER TREATMENT PLANT PROCESS PIPING - SHT. 2 OF 2	ABL
P-3	WASTEWATER TREATMENT PLANT HYDRAULIC PROFILE	ABL
P-11	WASTEWATER TREATMENT PLANT PIPING LAYOUT PLAN VIEW AT EL. 16.404	ABL
P-12	WASTEWATER TREATMENT PLANT PIPING LAYOUT PLAN VIEW AT EL. 13.304	ABL
P-18	WASTEWATER TREATMENT PLANT PIPING LAYOUT PARTIAL PLAN #5 AT EL. 9.344	ABL
P-19	WASTEWATER TREATMENT PLANT PIPING LAYOUT PARTIAL PLAN #6 AT EL. 9.344 AND 8.76	ABL

NOTE:
1. SEE DRAWING P-11 FOR GENERAL NOTES AND LEGEND, FOR STANDARD ABBREVIATIONS SEE DRAWINGS P-12.

RECORD DRAWING
THESE RECORD DRAWINGS HAVE BEEN PREPARED BY THE CONSULTANTS BASED UPON INFORMATION FURNISHED BY THE CONTRACTOR. THE CONSULTANTS SHALL NOT BE HELD RESPONSIBLE FOR THE ACCURACY OF THE INFORMATION PROVIDED BY THE CONTRACTOR.

No.	Description	Date	By
3	ISSUED FOR RECORDS	10/26/11	TPA
2	ISSUED FOR CONSTRUCTION	11/28/08	TPA
1	ISSUED FOR TENDER	08/19/08	TPA
0	ISSUED FOR APPROVAL	06/26/08	TPA
A	ISSUED FOR INFORMATION	06/19/08	TPA

Revision or Issue
Client: **TOWN OF PICTOU**

Project: **WASTEWATER TREATMENT AND COLLECTION PROJECT**

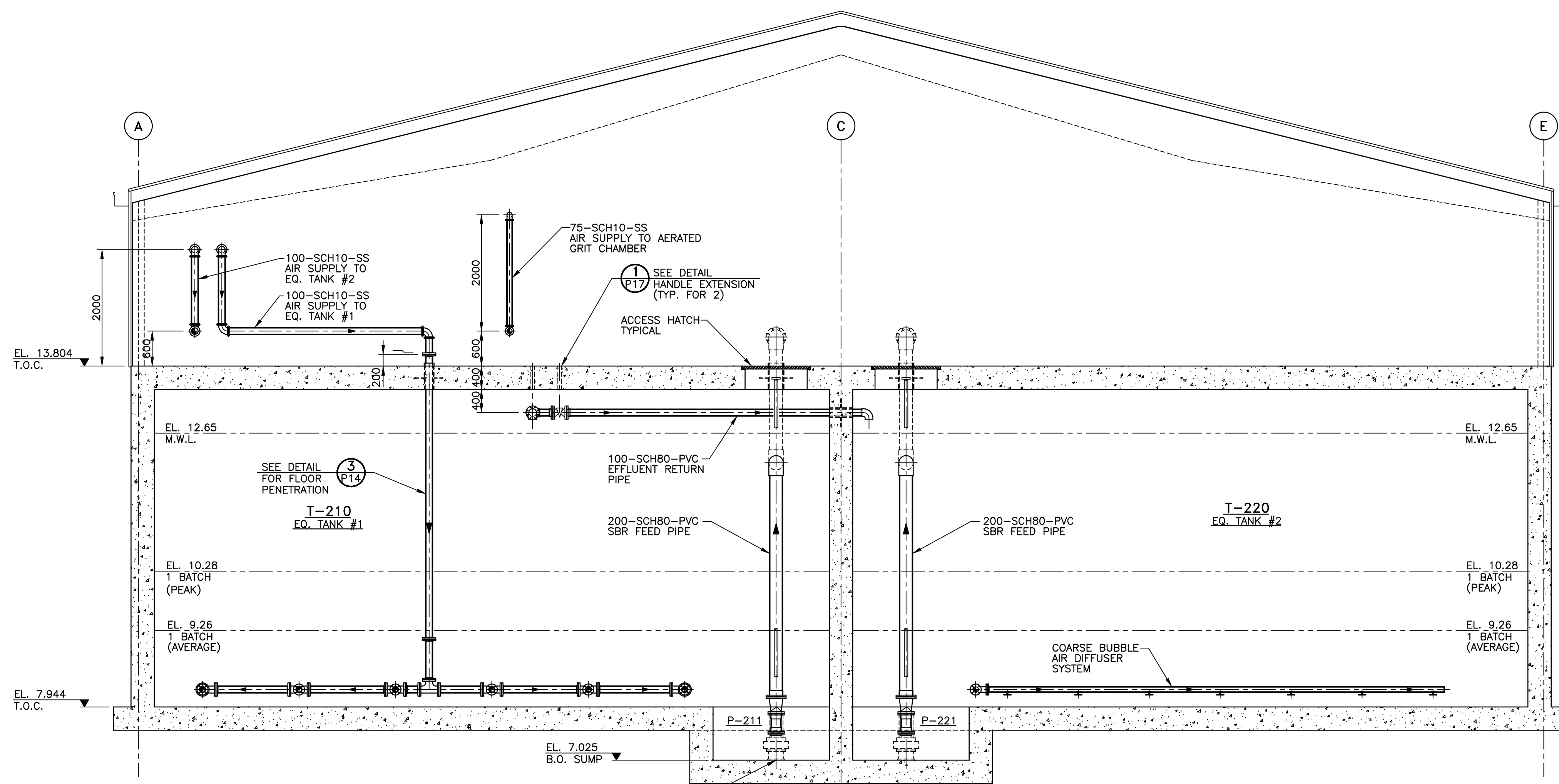
ABL ENVIRONMENTAL consultants limited
102 PORTLAND STREET BARTMOUTH, NOVA SCOTIA B2Y 1H8
Tel: (902)466-0050 Fax: (902)466-4399
CJMac ENGINEERS & SURVEYORS
65 BEECH HILL ROAD, ANTIAGONISH, N.S. B2G 2P9
Tel: (902)863-1220 Fax: (902)863-3225 Email: cjmac@cjmac.ns.ca
C. J. MacLellan and Associates Inc.
Member of the SNC-LAVALIN Group of Companies

Title: **PIPING LAYOUT WASTEWATER TREATMENT PLANT PLAN VIEW AT EL. 9.344 AND 8.76**

Scale: AS NOTED

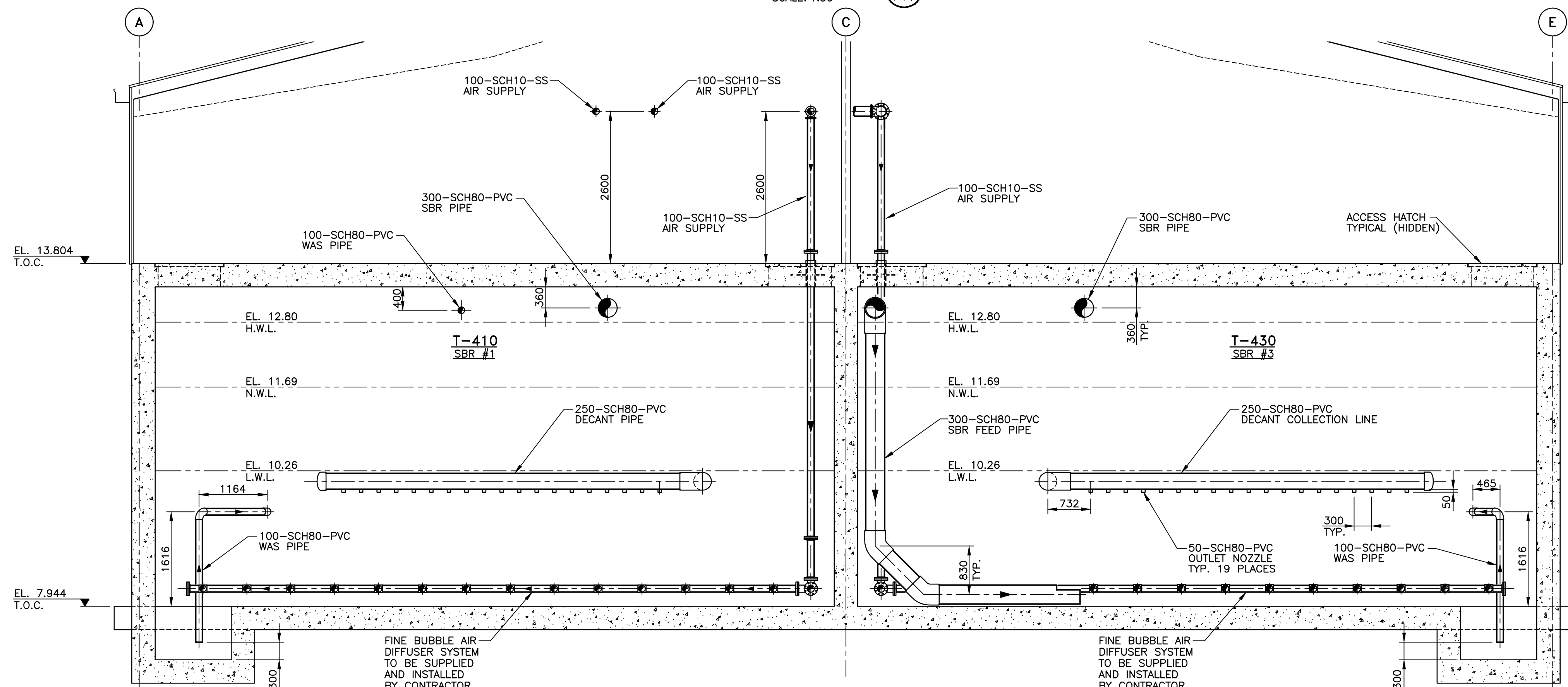
	Date	May 2, 2008	Drawn	MAA
	Designed	Checked	Approved	TPA
	DAT	TPA		
	Contract No.	20734	Sheet of	3/15
	Drawing No.		Revision	
				P-13
				3

Date: Monday, Dec. 05, 2011 12:09pm Drawing: P-22 File: N:\Drawings\Current\20734-P14\p22.dwg User: mulligan



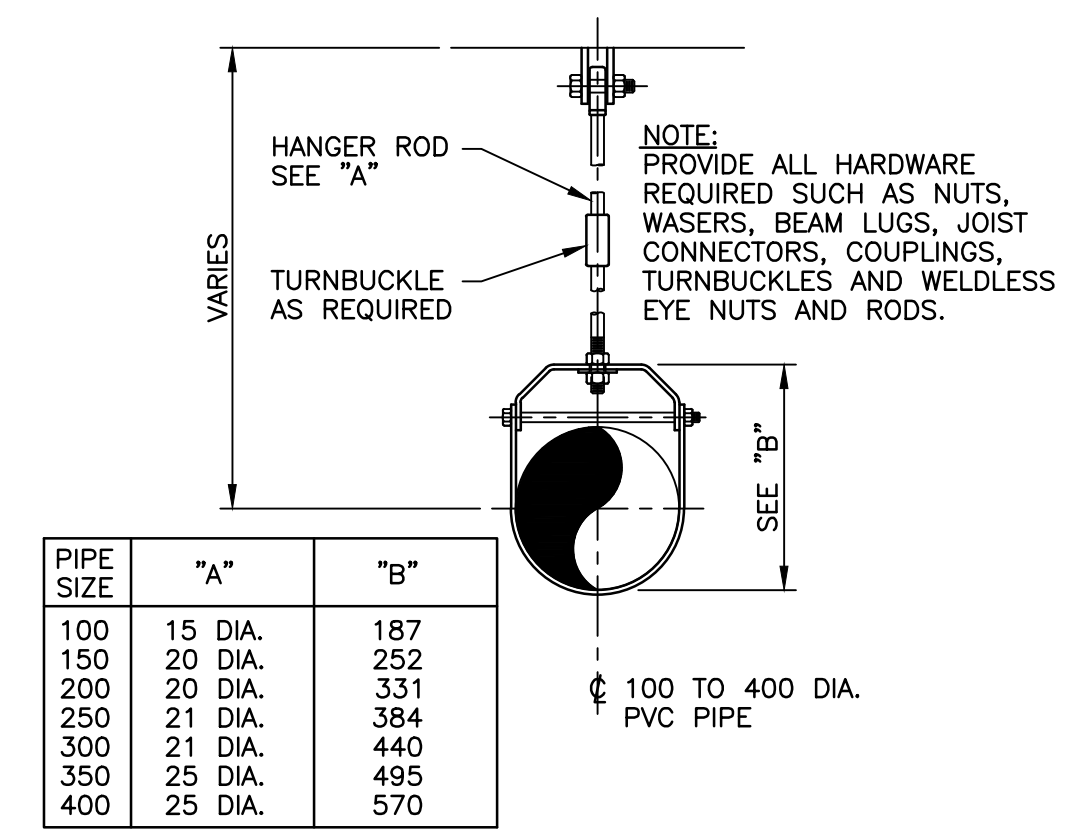
PROCESS PIPING - EQ. TANKS

SECTION A P14 SCALE: 1:50

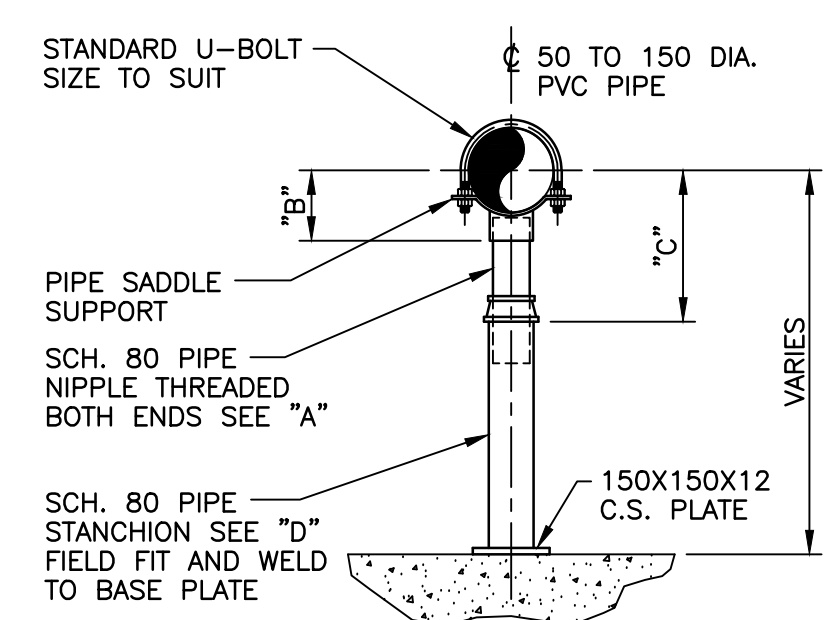


PROCESS PIPING - SBR #1 AND #3

SECTION B P14 SCALE: 1:50

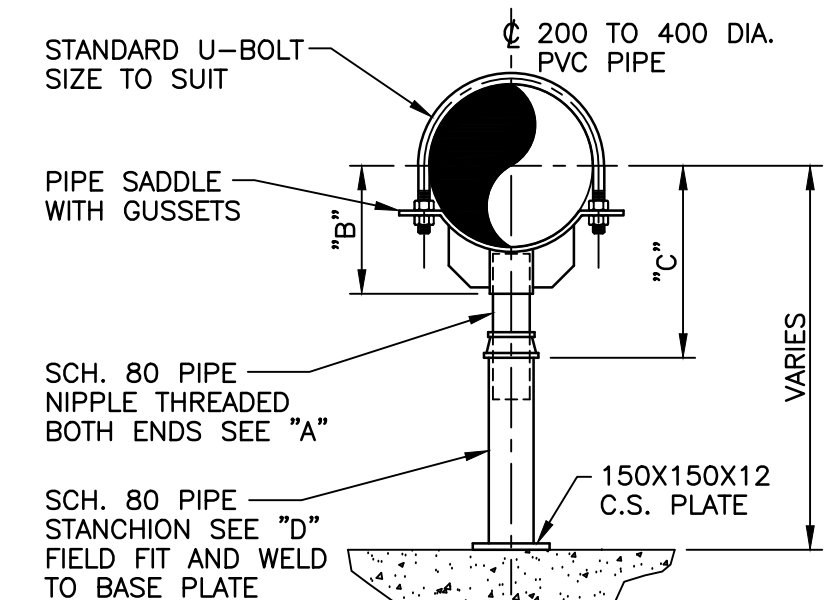


STANDARD CLEVIS HANGER
TYPICAL PIPE HANGER
SCALE: 1:15



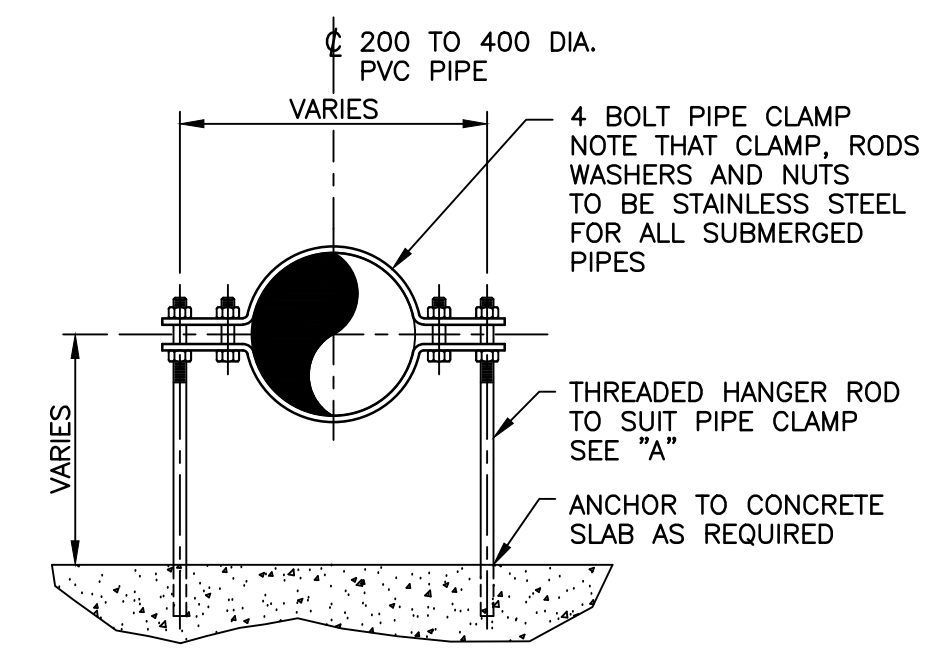
PIPE SIZE	"A"	"B"	"C" MIN.	"D"
65	40	75	200	65
75	40	83	206	65
100	65	121	231	75
150	65	137	262	75

PIPE STANCHION SADDLE WITH
ADJUSTABLE STANCHION SUPPORT
TYPICAL PIPE SUPPORT
SCALE: 1:15



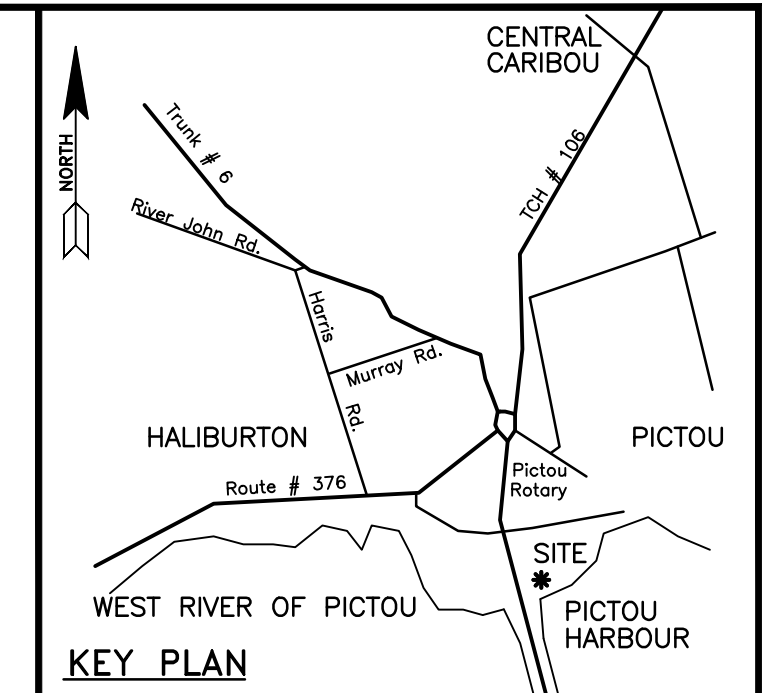
PIPE SIZE	"A"	"B"	"C" MIN.	"D"
200	65	175	295	75
250	65	212	337	75
300	65	250	425	75
350	75	275	406	100
400	75	309	445	100

PIPE STANCHION SADDLE WITH
ADJUSTABLE STANCHION SUPPORT
TYPICAL PIPE SUPPORT
SCALE: 1:15



PIPE SIZE	"A"	"D"
200	25 DIA.	75
250	25 DIA.	75
300	25 DIA.	75
350	32 DIA.	100
400	32 DIA.	100

HEAVY DUTY 4 BOLT PIPE CLAMP
WITH EXTENDED THREADED RODS
TYPICAL PIPE SUPPORT
SCALE: 1:15



REFERENCE DRAWINGS

DWG. NO.	TITLE	SOURCE
P-1	WASTEWATER TREATMENT PLANT PROCESS PIPING - SHIT. 1 OF 2	ABL
P-2	WASTEWATER TREATMENT PLANT PROCESS PIPING - SHIT. 2 OF 2	ABL
P-3	WASTEWATER TREATMENT PLANT HYDRAULIC PROFILE	ABL
P-11	WASTEWATER TREATMENT PLANT PLAN VIEW AT EL. 16.404	ABL
P-12	WASTEWATER TREATMENT PLANT PLAN VIEW AT EL. 13.304	ABL
P-13	WASTEWATER TREATMENT PLANT PLAN VIEW AT EL. 9.344 AND 8.76	ABL
P-14	WASTEWATER TREATMENT PLANT PARTIAL PLAN #1 AT EL. 16.404	ABL

NOTES:
1. SEE DRAWING P-11 FOR GENERAL NOTES AND LEGEND. FOR STANDARD ABBREVIATIONS SEE DRAWING P-12.
2. ALL PIPE HANGERS, SUPPORTS AND ASSOCIATED HARDWARE WITHIN TANKS ARE TO BE 316 STAINLESS STEEL.

RECORD DRAWING
THESE RECORD DRAWINGS HAVE BEEN PREPARED BY THE CONSULTANTS BASED UPON INFORMATION FURNISHED BY THE CONTRACTOR. THE CONSULTANTS SHALL NOT BE HELD RESPONSIBLE FOR THE ACCURACY OF THE INFORMATION PROVIDED BY THE CONTRACTOR.

No.	Description	Date	By
3	ISSUED FOR RECORDS	10/26/11	TPA
2	ISSUED FOR CONSTRUCTION	11/28/08	TPA
1	ISSUED FOR TENDER	08/19/08	TPA
0	ISSUED FOR APPROVAL	06/26/08	TPA
A	ISSUED FOR INFORMATION	06/19/08	TPA

Revision or Issue
Client:
TOWN OF PICTOU


Project:
WASTEWATER TREATMENT AND COLLECTION PROJECT

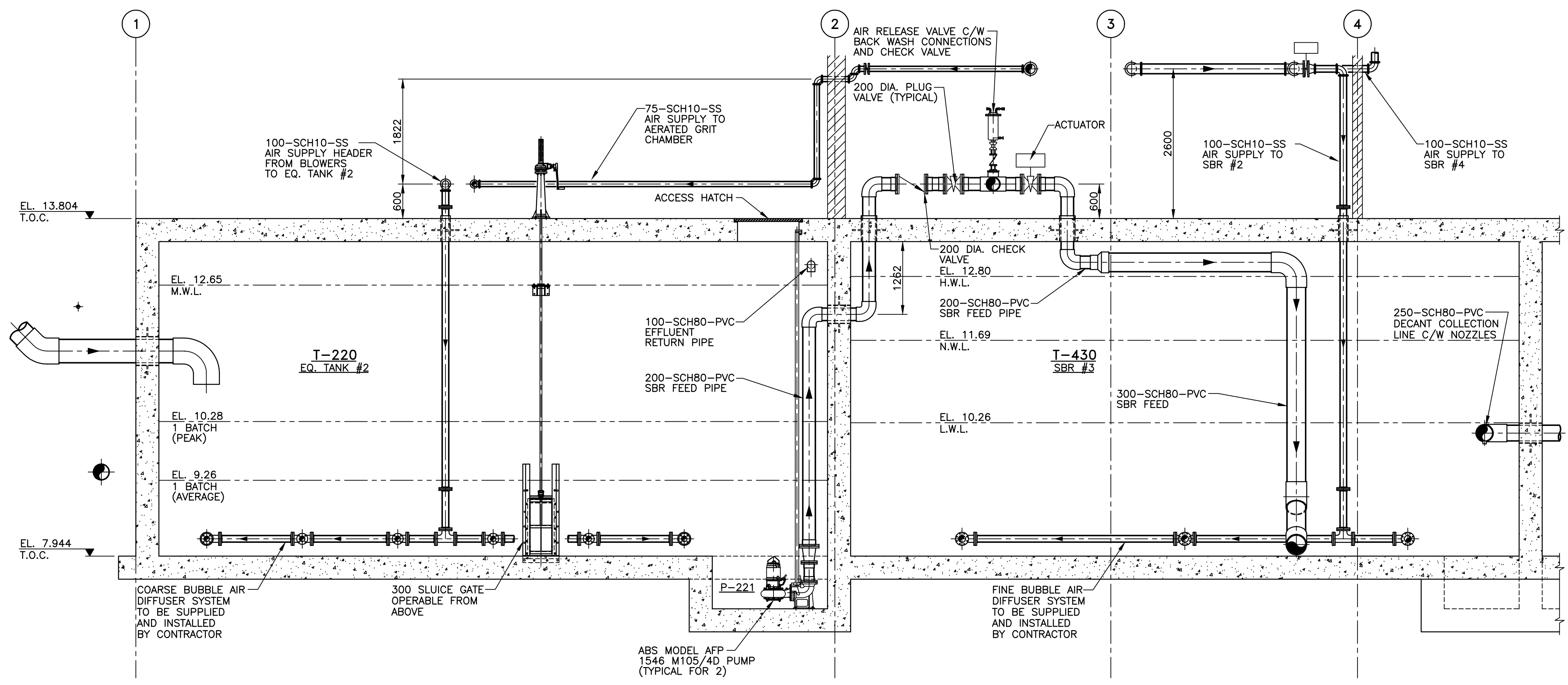
ABL ENVIRONMENTAL
consultants limited
102 PORTLAND STREET
BARTMOUTH, NOVA SCOTIA
Tel: (902)466-0050
Fax: (902)466-4399
B21-118 Email: abl@ablenvironmental.com

CJMac
ENGINEERS & SURVEYORS
65 BEECH HILL ROAD, ANTIGONISH, N.S. B2G 2P9
Tel: (902)863-1220 Fax: (902)863-3225 Email: cjmac@cjmac.ns.ca
C. J. MacLellan and Associates Inc.
Member of the SNC-LAVALIN Group of Companies

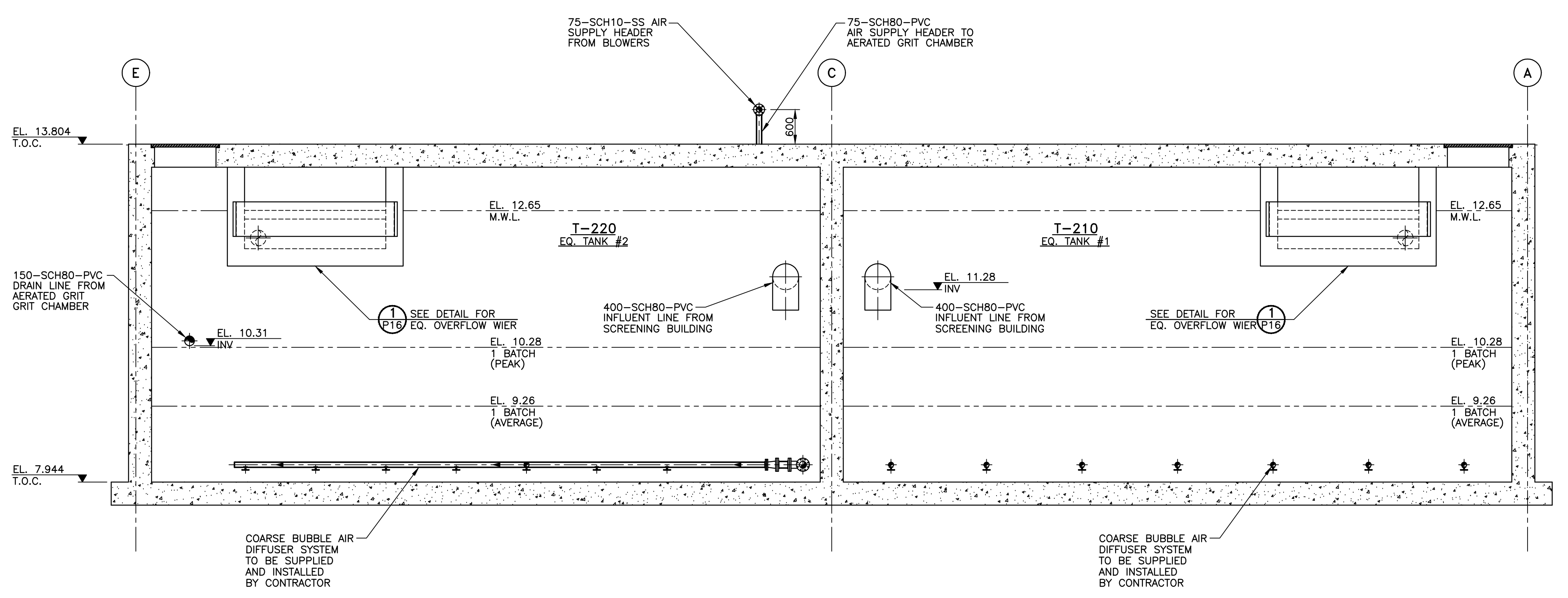
Title:
PIPING LAYOUT SBR AND EQ. TANKS SECTIONS AND DETAILS
Scale:
AS NOTED

Date	Drawn
MAY 2, 2008	MAA
DESIGNED	TPA
CHECKED	TPA
DATE: 10/26/11	TPA
Contract No. 20734	Sheet of 12/15
Drawing No.	Revision
P-22	3

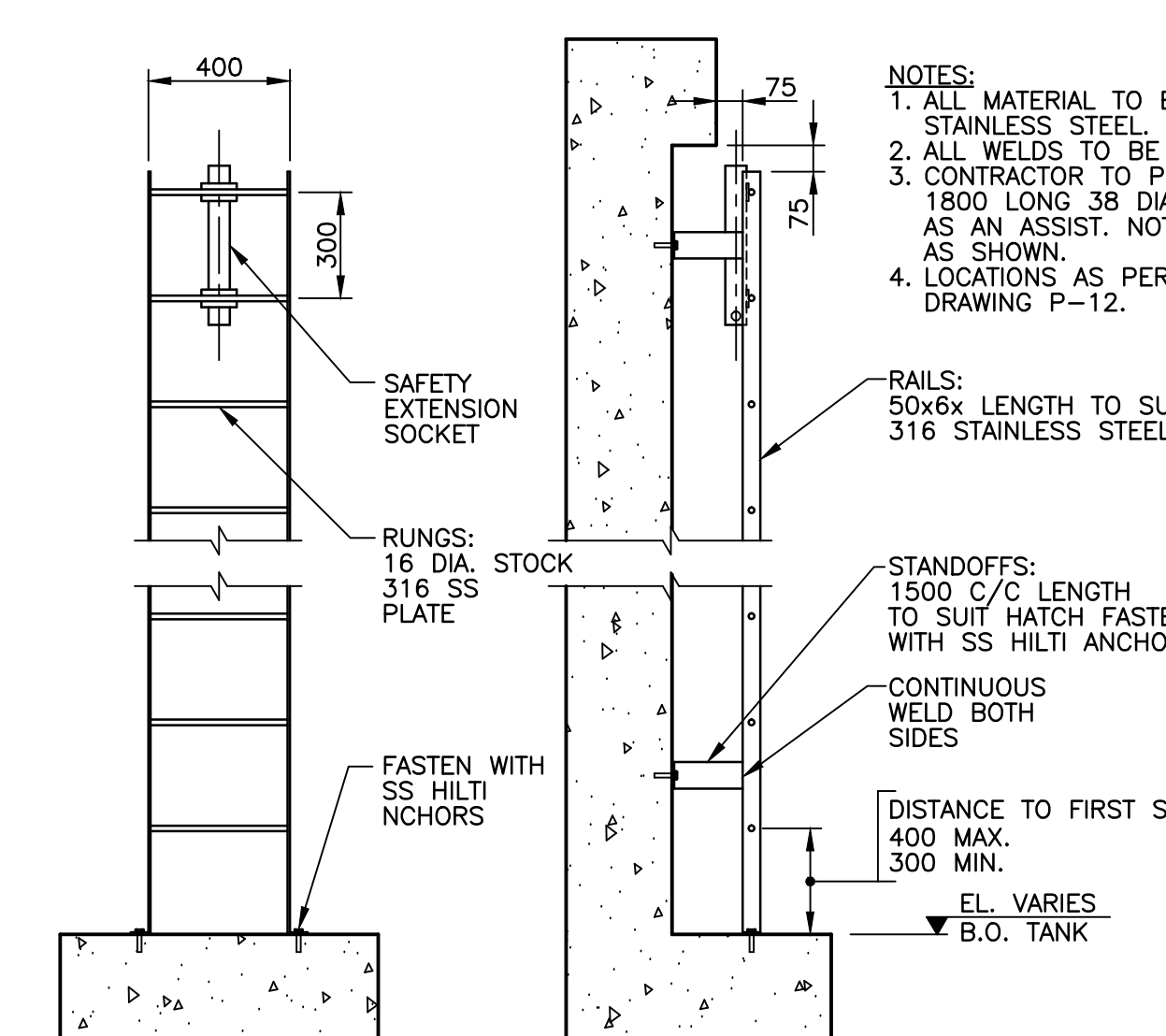
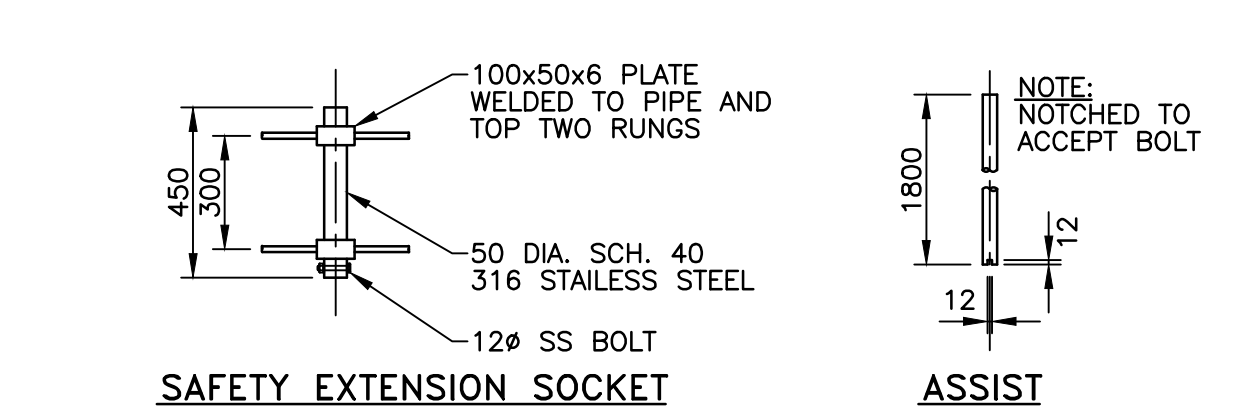




PROCESS PIPING
EQ. TANK #2 AND SBR #3
SECTION C
SCALE: 1:50

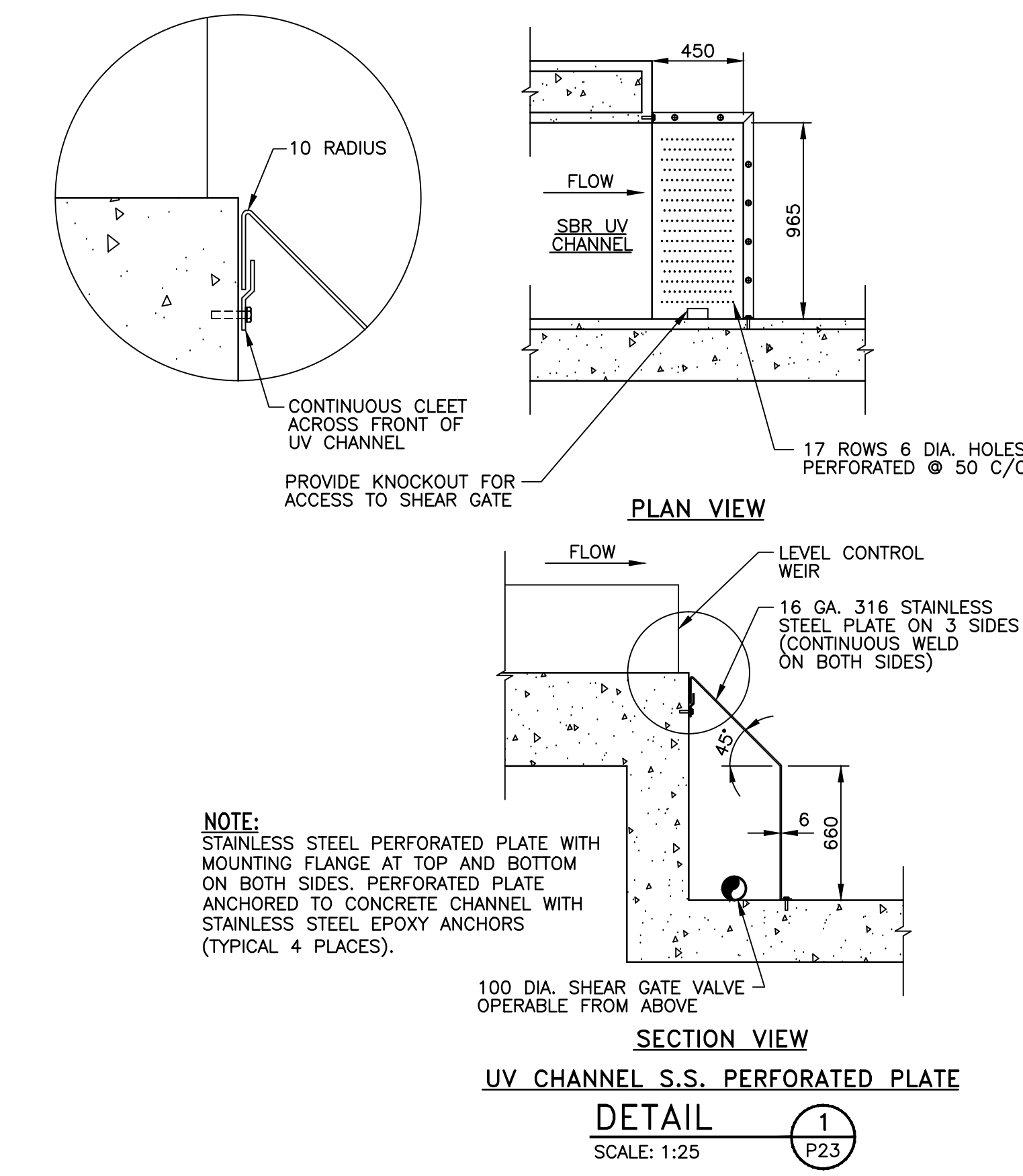


PROCESS PIPING - EQ. TANKS
SECTION D
SCALE: 1:50

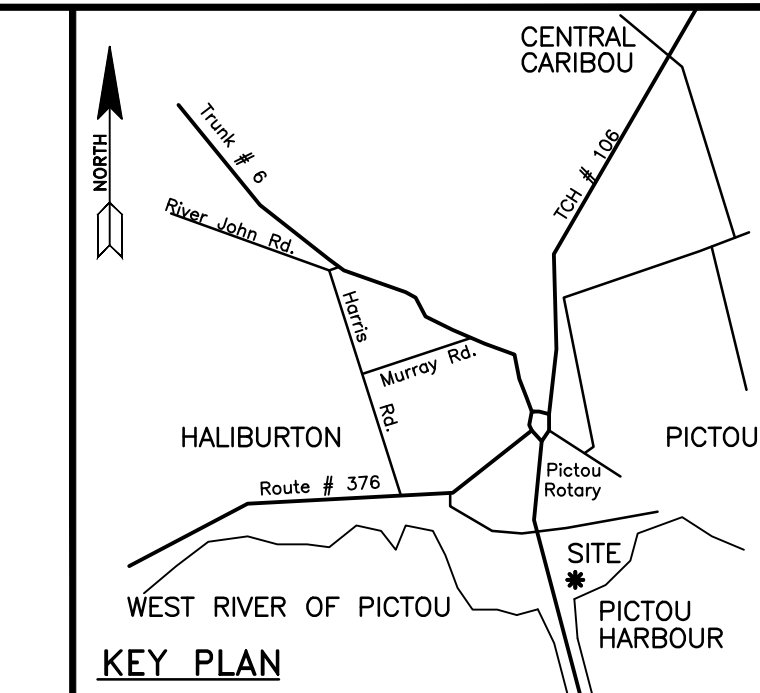


SAFETY EXTENSION SOCKET
SCALE: 1:20

TYPICAL ACCESS LADDER
SCALE: 1:20



UV CHANNEL S.S. PERFORATED PLATE
SCALE: 1:25



REFERENCE DRAWINGS

DWG. NO.	TITLE	SOURCE
P-1	WASTEWATER TREATMENT PLANT PROCESS PIPING - SHIT. 1 OF 2	ABL
P-2	WASTEWATER TREATMENT PLANT PROCESS PIPING - SHIT. 2 OF 2	ABL
P-3	WASTEWATER TREATMENT PLANT HYDRAULIC PROFILE	ABL
P-11	WASTEWATER TREATMENT PLANT PLAN VIEW AT EL. 16.404	ABL
P-12	WASTEWATER TREATMENT PLANT PLAN VIEW AT EL. 13.304	ABL
P-13	WASTEWATER TREATMENT PLANT PLAN VIEW AT EL. 9.344 AND 8.76	ABL
P-14	WASTEWATER TREATMENT PLANT PARTIAL PLAN #1 AT EL. 16.404	ABL

NOTE:
1. SEE DRAWING P-11 FOR GENERAL NOTES AND LEGEND. FOR STANDARD ABBREVIATIONS SEE DRAWING P-12.

RECORD DRAWING
THESE RECORD DRAWINGS HAVE BEEN PREPARED BY THE CONSULTANTS BASED UPON INFORMATION FURNISHED BY THE CONTRACTOR. THE CONSULTANTS SHALL NOT BE HELD RESPONSIBLE FOR THE ACCURACY OF THE INFORMATION PROVIDED BY THE CONTRACTOR.

No.	Description	Date	By
3	ISSUED FOR RECORDS	10/26/11	TPA
2	ISSUED FOR CONSTRUCTION	11/28/08	TPA
1	ISSUED FOR TENDER	08/19/08	TPA
0	ISSUED FOR APPROVAL	06/26/08	TPA
A	ISSUED FOR INFORMATION	06/19/08	TPA

Revision or Issue
Client: TOWN OF PICTOU

Project: WASTEWATER TREATMENT AND COLLECTION PROJECT

ABL ENVIRONMENTAL
consultants limited
102 PORTLAND STREET
DARTMOUTH, NOVA SCOTIA
Tel: (902)466-0050
Fax: (902)466-4399
B21-116 Email: aabl@ablenvironmental.com

CJMac
ENGINEERS & SURVEYORS
65 BEECH HILL ROAD, ANTIGONISH, N.S. B2G 2P9
Tel: (902)863-1220 Fax: (902)863-3225 Email: cjmac@cjmac.ns.ca
C. J. MacLellan and Associates Inc.
Member of the SNC-LAVALIN Group of Companies

Title: PIPING LAYOUT SBR, UTILITY, SERVICE AND EQ. TANKS SECTIONS AND DETAILS

Scale: AS NOTED

Date	Drawn
MAY 2, 2008	MAA
Designed DAT	Checked TPA
Contract No. 20734	Sheet of 14/15
Drawing No.	Revision

P-24

Date: Monday, Dec. 05, 2011 12:07pm Drawing: P-24 File: N:\Drawings\Current\20734-Pictou STP RECORD-ON-SITE\20734-P14uP25.dwg User: mullibon